



M12 PG CLAMP SERIES

CONNECTOR SERIES

M12 PG CLAMP SERIES

CONNECTORS

M12 Cable Connectors for field assembly. With 360° EMI/RFI shielding, machined crimp contacts, the M12 receptacle connectors with fully shielded housing are pre-assembled.

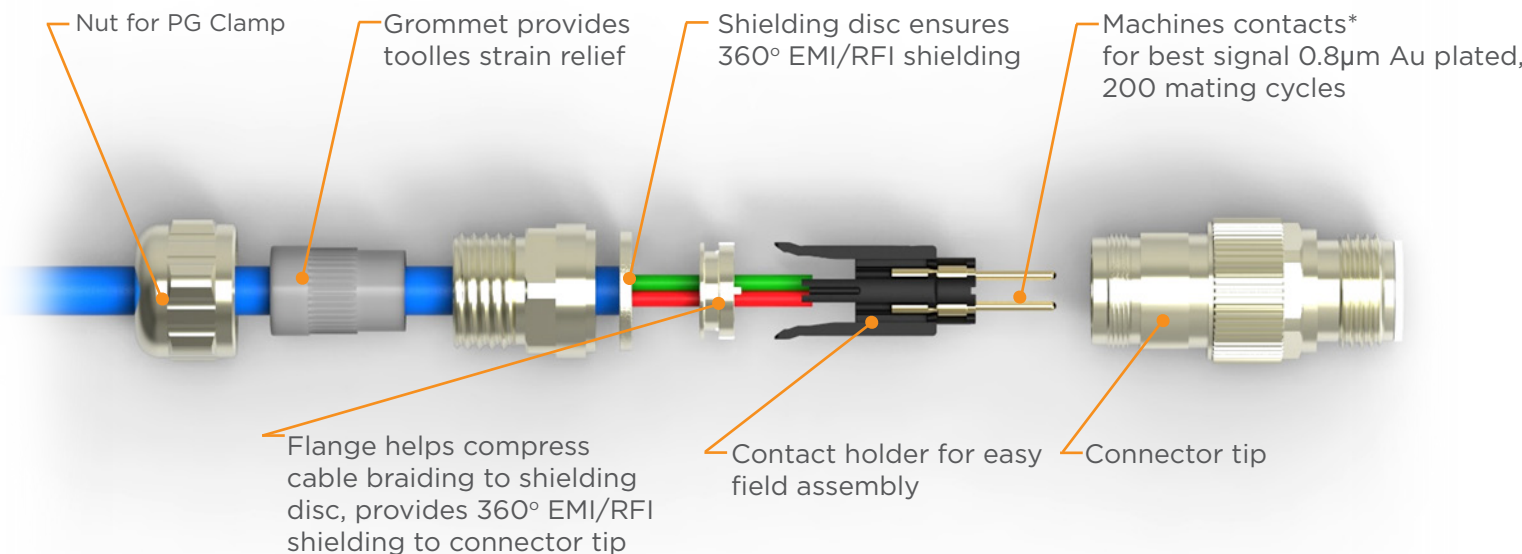


M12 PG Clamp Series

- Male and Female connectors
- D4, A5 and A8 coding
- IP 67 sealed
- Up to 4A for A5 and D4, up to 2A for A8 version
- Toolless strain relief assembly by PG clamp

M12 - The Codings		
A-Coding		
A5	Actuator - sensor plug for DeviceNet, IO link and Profibus	
A8		
D-Coding		
D4	Industrial Ethernet, Ethernet/IP for Railway Applications	

Features



* Contacts to be ordered separately

M12 PG Clamp Series

Connectors Series

Design Features



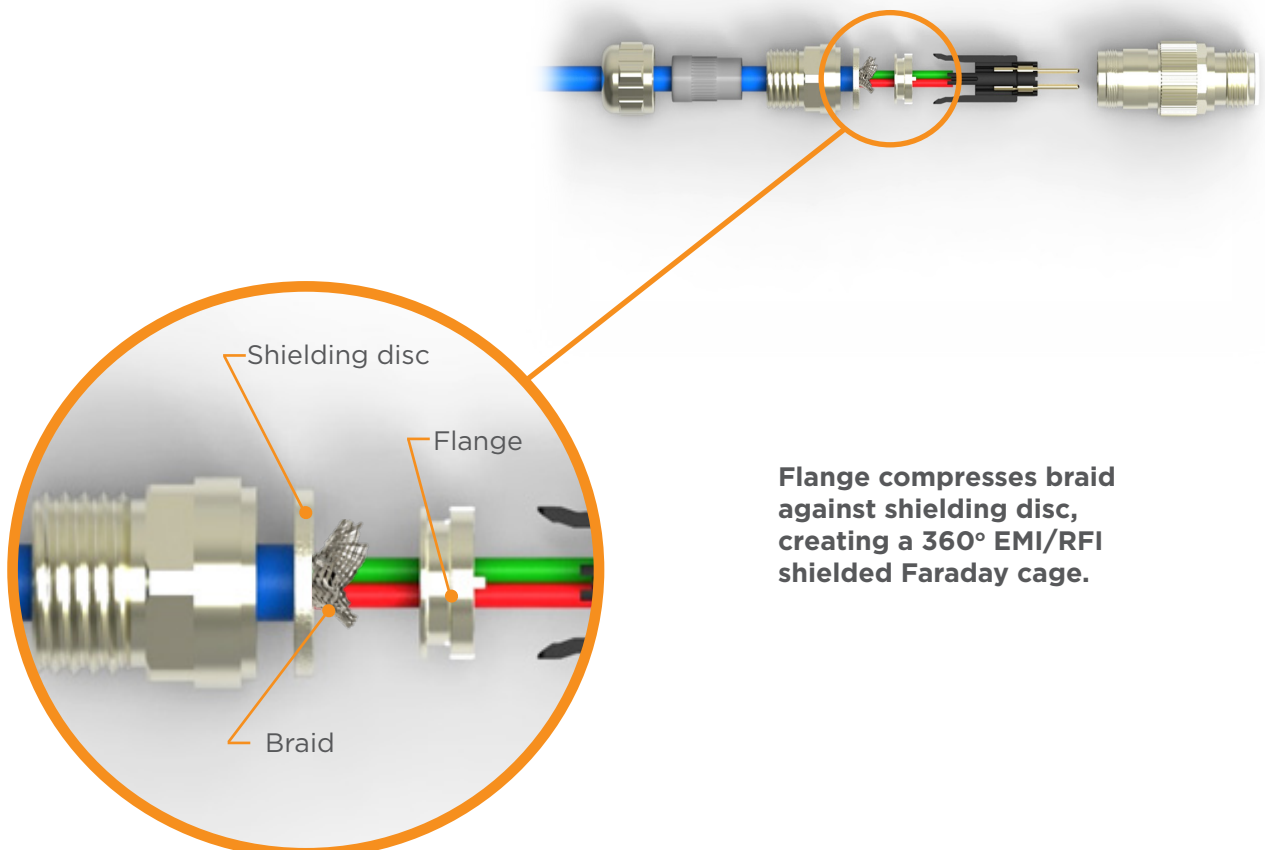
- Vibration-proof screw locking due to integral latching
- Defined recommended torque (of 1.5Nm) to guarantee optimal locking
- Easy assembly due to low number of components
- Male and female versions available
- Huge cable clamp range 4-9mm
- Compact and lightweight design:

Cable DIA	Diameter (mm)	Length (mm)
4-6.5 mm	15.5	50
5.5-9 mm	19.0	49

360° Shielding

The flange system with shielding disc and flange provides the following unique advantages:

- Secure 360° EMI/RFI shielding
- Safe cable shield transfer to device connector without interruption from vibration or shock
- Effective 360° EMI/RFI shielding achieved by full metal housing



Flange compresses braid against shielding disc, creating a 360° EMI/RFI shielded Faraday cage.

M12 PG Clamp Series

Connectors Series

Product Performance Data

Temperature Range:

-40°C to 85°C (without cable boot)

-30°C to 85°C (with cable boot)

Current rating:

A-5 / D-4 : 4 Amp

A-8 : 2 Amp

Operational Voltage:

A-5 / B-5 / D-4 : 50 V DC, A-8 : 30 V DC

Contact Resistance:

≤ 5 MΩ

Insulation Resistance:

≥ 100 MΩ

Data Transmission Characteristics:

IEC 11801:2002 Class D

Data Transmission Rate:

Up to 10Gbit/s

IP Rating:

IP67

Mating Cycles:

≥ 200 mating cycles

Standards:

EN 61373 Class 1

Fire Performance NFF 16101, 16102

EN45545

Materials	
Housing	Cu alloy Ni plated
Insulator & Contact holder	Thermoplastic
Contact Material	Cu alloy
Contact Plating	Au
Sealing	Elastomer



Benefits



The flange system with shielding disc and flange provides the following unique advantages:

- Quickest and easiest field assembly time
- Smallest field assembled M12 connector on the market
- Very competitive pricing
- Rugged connector due to solid machined metal (brass) housing
- Machined 0.8 μm Au plated crimp contacts (min, 200 Mating cycles)
- IP67 water proofing





M12 PG Clamp Series

Connectors Series

Ordering Information

Coding	Picture	# Contacts	Gender	Cable Dia (mm)	PN	
A-Coding		5	Male	4-6.5	1-2312527-1	
				5.5-9	1-2312527-2	
			Female	4-6.5	1-2312501-1	
	5.5-9	1-2312501-2				
	D-Coding		4	Male	4-6.5	1-2308331-1
					5.5-9	1-2308331-2
Female				4-6.5	1-2308336-1	
				5.5-9	1-2308336-2	

For Connector	Gender	Picture	Wire size	PN
D4 and A5 Coding	Male		AWG20	1-2314102-1
			AWG22	1-2314102-2
	Female		AWG20	1-2314103-1
			AWG22	1-2314103-2
A8 Coding	Male		AWG20	1-2314097-1
			AWG22	1-2314097-2
	Female		AWG20	1-2314101-1
			AWG22	1-2314101-2

For Connector	PN	Picture	Example
Cable jacket stripping	1-2823559-1		
Crimping of contacts	601967-1 (standard) OR 601966-1 (compact)		

LET'S CONNECT

We make it easy to connect with our experts and are ready to provide all the support you need. Just call your local support number or visit www.te.com/industrial to chat with a Product Information Specialist.

TECHNICAL SUPPORT

te.com/support-center

Australia	+86 400-820-6015	France	+33 1-34-20-8686	Korea	+02-3415-4607
Austria	+43 1-9056-0	Germany	+49 6151-607-1999	Latvia	+37 2-6778-673
Belgium	+31 73-6246999	Greece	+97 1-4-347-0226	Lithuania	+37 037426900
Brazil	+55 11-2103-6000	Holland	+31 73-6246999	Luxembourg	+31 73-6246999
China	+86 400-820-6015	Hungary	+36 1-2892040	Netherlands	+31 73-6246999
Czech Republic	+42 02-7201-1103	India	+86 400-820-6015	New Zealand	+86 400-820-6015
Denmark	+46 8-5072-5000	Ireland	+1 800-882-391	Norway	+46 8-5072-5000
Estonia	+37 2677-8673	Italy	+39 011-4012111	Poland	+48 22-4576750
Finland	+46 8-5072-5000	Japan	+044-844-8052	Portugal	+34 91-6630420

te.com

TE Connectivity, TE Connectivity (logo), Every Connection Counts are trademarks. All other logos, products and/or company names referred to herein might be trademarks of their respective owners.

The information given herein, including drawings, illustrations and schematics which are intended for illustration purposes only, is believed to be reliable. However, TE Connectivity makes no warranties as to its accuracy or completeness and disclaims any liability in connection with its use. TE Connectivity's obligations shall only be as set forth in TE Connectivity's Standard Terms and Conditions of Sale for this product and in no case will TE Connectivity be liable for any incidental, indirect or consequential damages arising out of the sale, resale, use or misuse of the product. Users of TE Connectivity products should make their own evaluation to determine the suitability of each such product for the specific application.

© 2016 TE Connectivity Ltd. family of companies All Rights Reserved.

1-1773918-2 CC 1216

TE Connectivity
Rail