


SHIELD-PACK™ HV280/630 SPLICE



Shield-Pack™ HV280/630 Splice

SHIELD-PACK™ FAMILY BENEFITS

- Removes splices from the wiring harness and integrates splicing capabilities into connector
- No mechanical assist needed for mating

HV280/630 SPLICE FEATURES

- Tool-less unmating system
- Finger proof/touch safe
- Panel mount to device with face seal
- Aluminum compression bushings
- Internal HVIL (shunted in harness connector)
- ISO cable compatible



AVAILABLE CONFIGURATIONS

Connector Type	Wire-to-device
Cable Exit Orientation	180°
Cable Range	3 - 5 mm ²
Terminal type	CTS 2.8(2) / 6.3(2)
# of Terminals	4
Shielding	Individual
HVIL	Shunt on female
Assembly Assurance	CPA
Number of Indexes	4
Header Footprint	48 x 48 mm



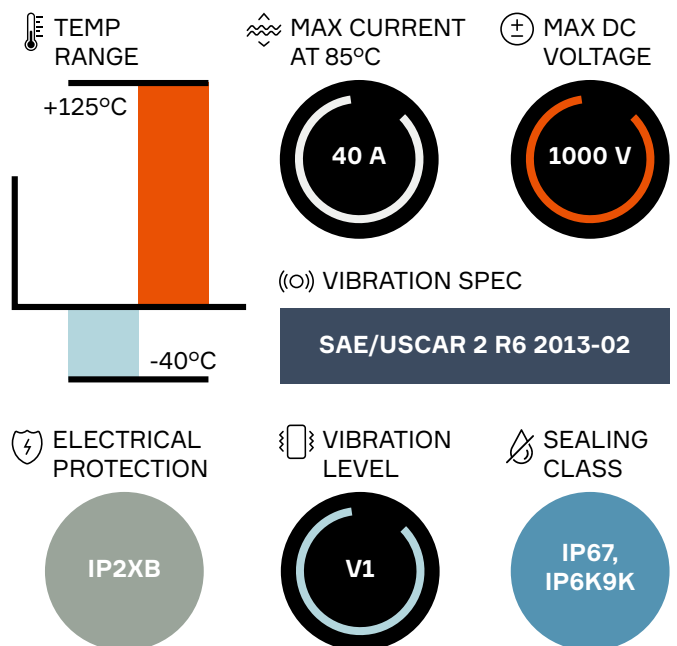
APPLICATIONS

Splicing accessory loads

See back page for representative part numbers and packaging dimensions.




TECHNICAL CHARACTERISTICS



About Aptiv

Aptiv is a global technology company that develops safer, greener and more connected solutions enabling the future of mobility. Headquartered in Dublin, Aptiv has approximately 150,000 employees and operates 14 technical centers, as well as manufacturing sites and customer support centers in 45 countries.

Visit aptiv.com



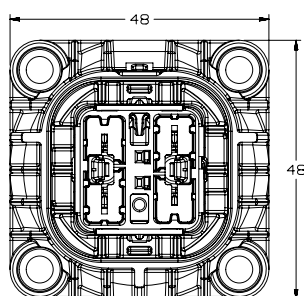


PART NUMBERS

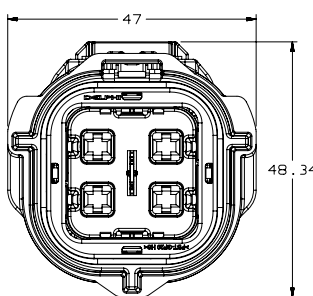
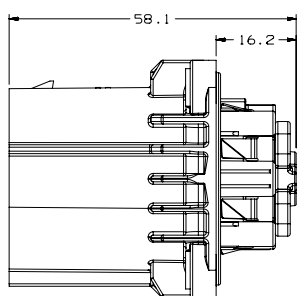
Index	Header Outer	Header Inner	Mating Device Print Detail	Harness Connector
101	33300632	33311166	35016237	33300634
102	33300633	33311167		33300635



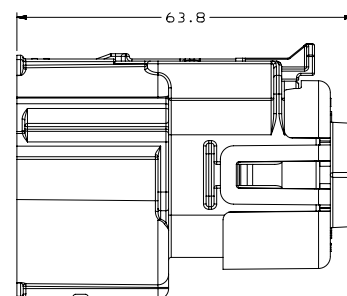
DIMENSION MEASUREMENT SAMPLE



33300632



33314147



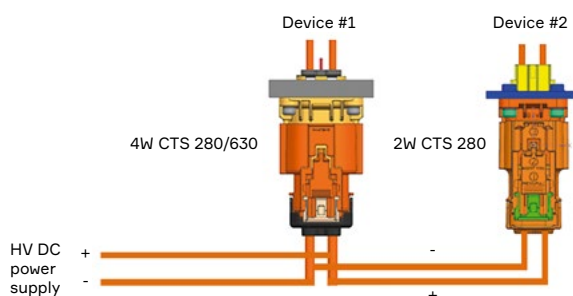
APPLICATION GUIDE

Power circuits shown,
two sets of 2 in x 1 out

Application Guide for Aptiv 4W CTS 630/280 Shielded Connection
Typical Application – * Load Current Guidance



Terminal crimp wings are shown un-crimped.



*** Typical steady state currents with 5 mm² cable on all circuits**

Input from DC power supply: 40 - 45 A
Current to Device #1: ≤ 40 A
Current to Device #2: ≤ 30 A

** Connector current ratings in vehicle applications will be affected by multiple factors including device heating, harness coverings, and device duty cycles. Please review application details with Aptiv Product Engineering for verification of current carrying capability.*



COMPATIBLE WITH



CTS 2.8 Series Terminals



CTS 6.3 Series Terminals

Part numbers, specifications, dimensions and performance data in this document are for general references only and are subject to change without notice. To verify product information, please contact an Aptiv representative.