

# DIGI<sup>®</sup>

## INDUSTRIAL SOLUTIONS

In many ways, machine-to-machine communications was born on the factory floor.

Process control. Manufacturing automation. Robotics. And more beyond factories like tank farms and agriculture. They're all environments that require precision and efficiency – delivered by Digi IoT connectivity.



### MAXIMIZE ROI

Gathering real-time data through Digi M2M devices can drive the analytics that help you lower costs and improve efficiency.



### OVERSEE QUALITY

Constant production line monitoring helps you correct product quality problems, and predict equipment maintenance issues.



### OPTIMIZE PERFORMANCE

Real-time sensor data collected while running expensive heavy machinery helps maximize uptime and minimize maintenance costs.



### ENSURE SAFETY

Wirelessly networked sensors can quickly alert you to leaks and other hazardous situations, lowering the risk of injury and environmental damage.

## INDUSTRIES



PRECISION  
AGRICULTURE



MANUFACTURING  
AUTOMATION

For more information, contact  
your Digi Sales Representative

# DIGI<sup>®</sup>



Digi's precision agriculture solutions deliver the mission critical wireless M2M communication networks tailored to the needs of industrial agriculture. Designed to streamline workflow efficiency and increase productivity through the use of wireless technology, these automated applications are indicative of the present and the future of precision agriculture. Increase productivity through real-time management with sensors and data across all of your assets wherever they are.

**GAIN REAL-TIME DIAGNOSTICS**

Maximize uptime and minimize the overall lifecycle cost of high-value assets through real-time collection and monitoring of equipment data.

**OPTIMIZE SAFETY & SECURITY**

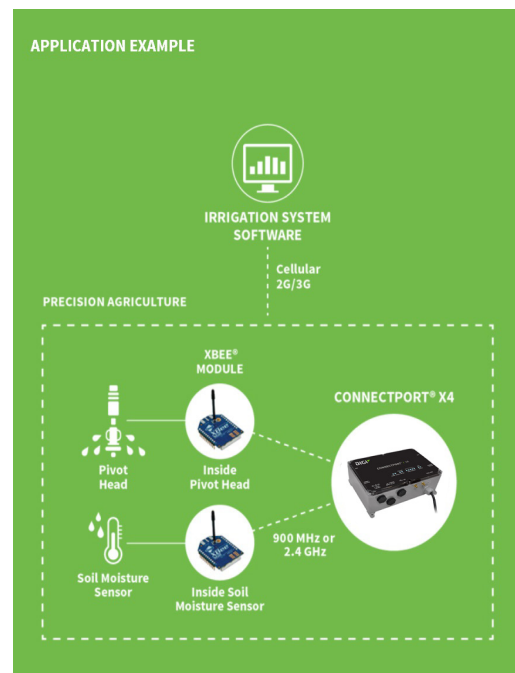
Monitor asset location and utilization worldwide.

**LOWER OPERATIONAL COSTS**

Increase your telematics penetration through a low-cost solution that installs in minutes.

**ACCELERATE TIME TO MARKET**

Bring new solutions to market faster at low cost, increasing market penetration.



**RF, ARM AND CELLULAR SOLUTIONS FOR AGRICULTURE MACHINERY, PIVOT HEAD AND OTHER WATER/FUEL CONSERVATION SYSTEMS**



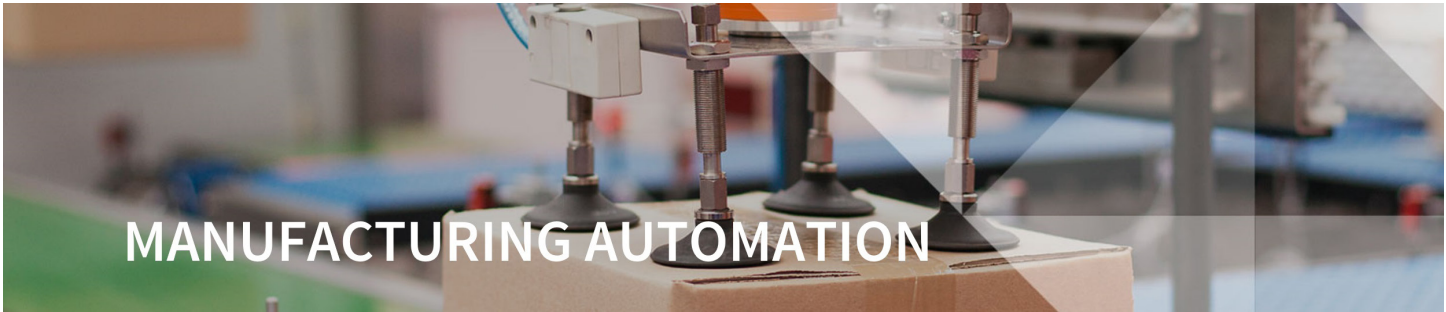
**Digi ConnectPort® X4-H Family**  
Rugged IOT Cellular Gateways designed for commercial grade and outdoor applications. For use with Digi XBee 900MHz and 2.4GHz.



**Digi WR21**  
High speed LTE Advanced and Wi-Fi router



**Digi Remote Manager®**  
Comprehensive IoT Device Management Application for Secure Asset Monitoring and Control  
30-Day Free Trial: <https://myaccount.digi.com/>



# MANUFACTURING AUTOMATION

Digi offers global wireless connectivity for mission critical applications, with cloud-based software solutions for customers from all industries. Manufacturers are adding wireless connectivity to their products or production line to improve the manufacturing process. With integrated connectivity, manufacturers are better able to get information from the factory floor to centralized cloud management systems to quickly uncover and address any issues long before the product leaves the factory. Manufacturers also want to use connectivity to gather information about equipment in the field. This information helps them find bugs and monitor equipment, and also allows for software and firmware updates over-the-air reducing maintenance costs and increasing productivity.

### GAIN REAL-TIME DIAGNOSTICS

Limit down-time through real-time collection and monitoring of data.

### LOWER INSTALLATION COSTS

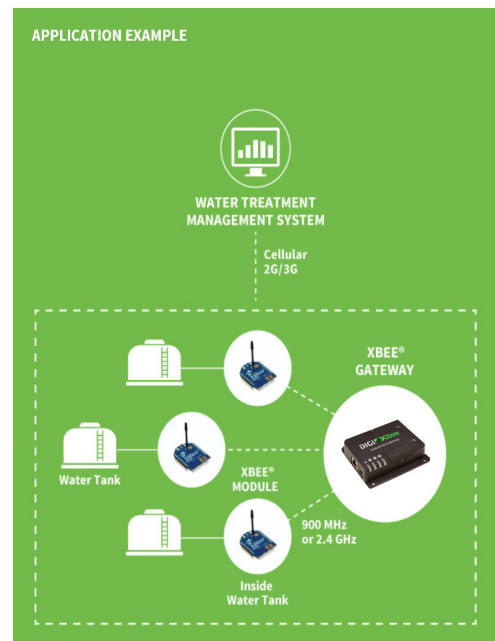
Eliminate unnecessary wiring and infrastructure costs and lower installation times dramatically.

### INCREASE WORKER SAFETY

Increase worker safety and lower insurance rates by using wireless systems and sensors in dangerous work environments.

### REDUCE MAINTENANCE COSTS

Limit the amount of unscheduled, on-site maintenance through remote asset visibility.



## RELIABLE WIRED AND WIRELESS SOLUTIONS FOR MANUFACTURING LINE AND PROCESS AUTOMATION SYSTEMS



**Digi XBee® Industrial Gateway**  
 Programmable gateway connects Digi XBee enabled devices to remote applications over Cellular or Ethernet



**Digi® LR54 Routers**  
 High speed LTE Advanced and Wi-Fi router.



**Digi® WR11 Routers**  
 3G/4G/LTE enterprise class cellular routers