


POWER INTERCONNECT PRODUCTS

SELECTOR GUIDE

Power Interconnect Products







Our power interconnect portfolio provides a broad range of solutions to meet your power design challenges. These products combine proven TE interconnect technology with innovative new features to deliver high performance, reliability and design versatility.

Whether you are looking to develop next generation HVAC, industrial machinery, appliances or drones, this selector guide will help you quickly find what you need for your power system.



Power Interconnect Products








Wire to Wire and Wire to Board Options

	Centerline (mm)	Current Rating	Voltage Rating	Wire Size (AWG)	Position Size	Configurations	Operating Temp. Range °C	Flammability	Agency Approvals	Features
Micro MATE-N-LOK Connector										
	3	5	250 VAC	30-18	2-24	Wire-to-Wire, Wire-to-Board, Wire-to-Panel	-40°C to +105°C	UL 94-V0 & V2, GWEPT 750°C NF Version available for headers	UL, CSA, VDE	45% lower profile, SMT headers, dual beam contact design
GRACE INERTIA Connector										
	3.3	4	250 VAC	20-24	2,3,4,6	Wire-to-Board	-30°C to +105°C	UL-V0	UL, CSA	TPA ⁽¹⁾ , color & keying options, prevents half-mating.
	3.5	7	300 VAC	26-18	2,3,4,6, 8,10,12	Wire-to-Wire		UL-V0		
	6	10	600 VAC	24-16	2,3	Wire-to-Board		UL-V0		
	6.2	20	600 VAC	16-12	1,2,3	Wire-to-Wire		UL-V0, CTI600V		
	6.5	10	300 VAC	24-16	3	Wire-to-Board		UL-V0		
	7.2	10	300 VAC	24-16	2	Wire-to-Board		UL-V0		
	9	20	600 VAC	16-12	3	Wire-to-Board		UL-V0		
	12.4	20	600 VAC	16-12	2	Wire-to-Board		UL-V0		
Economy Power (EP) & EP II Connector										
	3.96 (.156")	8 (1P), 7 (2-12P)	250 VAC	22-18	1-12	Wire-to-Board Shrouded & Unshrouded Headers	-25°C to +105°C	GWEPT 750°C UL 94-V0	UL, CSA	TPA ⁽¹⁾ , (EPII), inspection window for electrical check, lubricated contact, external robust locking latch, colors
	5.08 (.200")	7.5			2-12					
	7.92 (.312")				2-5					
	3.96 (EPII)	11	600 VAC	22-16	2-12				UL	
MTA 156 Insulation Displacement Connection (IDC) Connector										
	3.96 (.156")	7	600VAC	18-26	2-24	Wire-to-Wire Wire-to-Board	-55°C to +105°C	UL 94-V0 & V2 UL 1410	UL, CSA	End to end stackable, IDC ⁽³⁾ contacts eliminate need to prepare wire
SL-156 Crimp										
	3.96 (.156")	10	250 VAC	18-24	1-24	Wire-to-Board	-55°C to +105°C	UL 94-V0 UL 1410	UL, CSA	End to end stackable, friction lock headers for positive mating
Power Double Lock (PDL) Connector										
	3.96	14	300 VAC (3.96 WTW, 6.5 WTB, 7.92 WTB), 50 VAC (3.96 WTB)	26-16	1-12	Wire-to-Wire Wire-to-Board Wire-to-Panel	-30°C to +105°C	GWEPT 750°C	UL, CSA, VDE	TPA ⁽¹⁾ , different colors, potting compatibility, solder tail kink, mis-mating preventing design
	6.50				3-12					
	7.92				2					
	13.00				2					

(1) Terminal Position Assurance

(2) Connector Position Assurance

(3) IDC - Insulation Displacement Connection

	Centerline (mm)	Current Rating	Voltage Rating	Wire Size (AWG)	Position Size	Configurations	Operating Temp. Range °C	Flammability	Agency Approvals	Features
Mini Universal MATE-N-LOK Connector, Mini Universal MATE-N-LOK II Connector										
	4.14	9.5 (both), 10.5 (II)	600 VAC or VDC	30-16	1-4,6,9, 12,15 (WTW) 2-24 (WTB)	Wire-to-Wire Wire-to-Board	-55°C to +105°C	UL 94-V2 & V0	UL, CSA (250V Max) UL, CSA, VDE (II)	Splash-proof Sealed Version
VAL-U-LOK Connector										
	4.2	9	600 VAC	26-18	2-24	Wire-to-Wire Wire-to-Board Wire-to-Panel	-40°C to +105°C	UL 94 V0 & V2, GWEPT 750°C NF	UL, CSA, VDE	TPA ⁽¹⁾
Power Key Connector										
	5	10	300 VAC	24-16	2,3,4,6	Wire-to-Board	-30°C to +105°C	UL 94 V0 & V2, GWEPT 750°C NF	UL, CSA	TPA ⁽¹⁾ , four colors and keyings, potting compatibility, lanceless contacts
Power Versa-Lock Connector										
	5	15	600VAC	14-26 2x22	1-4,6,9	Wire-to-Wire Wire-to-Panel	-30°C to +130°C	UL 94-V0, V0 GWEPT 750°C	UL, CSA, VDE	TPA ⁽¹⁾ , color specific keyings, polarized tab & recept contact system, IP67 seal rating, TNL caps
Commercial MATE-N-LOK Connector										
	5.08	19	600 VAC	30-14	1-16	Wire-to-Wire Wire-to-Board	-55°C to +105°C	UL 94-V2	UL, CSA	Dual Locking Lances
Power Triple Lock Connector										
	6	20	600 VAC or VDC	12-20 2x18 2x20	2-15	Wire-to-Wire Wire-to-Panel Wire-to-Board MFBL	-55°C to +105°C HT 150°C	UL 94-V0, V0 GWEPT 750°C and V0 High Temperature 150°C	UL, CSA, VDE	TPA ⁽¹⁾ , CPA ⁽²⁾ , color specific keyings & polarizations, high temperature
Universal MATE-N-LOK Connector										
	6.35	19	600 VAC or VDC	30-10	1-15 2-15 (II)	Wire-to-Wire Wire-to-Board Board-to-Board	-55°C to +105°C 125°C	UL 94-V2, V0, & GWEPT 750°C	UL, CSA, VDE	Splash-proof Sealed Version, TPA ⁽¹⁾ for 2-5 positions

(1) Terminal Position Assurance (2) Connector Position Assurance (3) IDC - Insulation Displacement Connection

Additional glow wire compatible connectors are available upon request.

Current rating is application dependent—what is shown in the chart is for reference purpose only.

For details, always refer to the product catalogue 82181 (Rev 4-08) and relevant customer drawings. Material option according to IEC 60335-1 available.

te.com/appliances

POWER TRIPLE LOCK, MATE-N-LOK, VAL-U-LOK, GRACE INERTIA, Power Versa-Lock TE Connectivity, TE Connectivity (logo) and Every Connection Counts are trademarks owned or licensed by the TE Connectivity Ltd. family of companies. All other logos, products and/or company names referred to herein might be trademarks of their respective owners.

The information given herein, including drawings, illustrations and schematics which are intended for illustration purposes only, is believed to be reliable. However, TE Connectivity makes no warranties as to its accuracy or completeness and disclaims any liability in connection with its use. TE Connectivity's obligations shall only be as set forth in TE Connectivity's Standard Terms and Conditions of Sale for this product and in no case will TE Connectivity be liable for any incidental, indirect or consequential damages arising out of the sale, resale, use or misuse of the product. Users of TE Connectivity products should make their own evaluation to determine the suitability of each such product for the specific application.

© 2022 TE Connectivity Ltd. family of companies All Rights Reserved.

06/22 Original