



Features

- Extra long life element
- Assortment of resistance tapers
- 100 mm travel length
- Touch sense lever
- Snap-in connector



PSP Series Motorized Master Slide Potentiometer

Electrical Characteristics

Standard Resistance Range
 10K ohms to 100K ohms
 Standard Resistance Tolerance... ±20 %
 End Resistance 1 ohm max.
 Insulation Resistance @ 500 VDC
 100 megohms min.
 Dielectric Withstanding Voltage
 1000 VAC
 Standard Taper Linear, Audio
 Power Rating - Linear 0.5 watt
 Power Rating - Audio 0.25 watt
 Slider Noise 60 mV max.
 Touch Sense Track
 Conductive Resistance
 Snap-in Connector..... 10 ohms max.

Environmental Characteristics

Operational Life 1,000,000 cycles
 TR Shift ±15 %
 Operating Temperature Range
 -10 °C to +70 °C

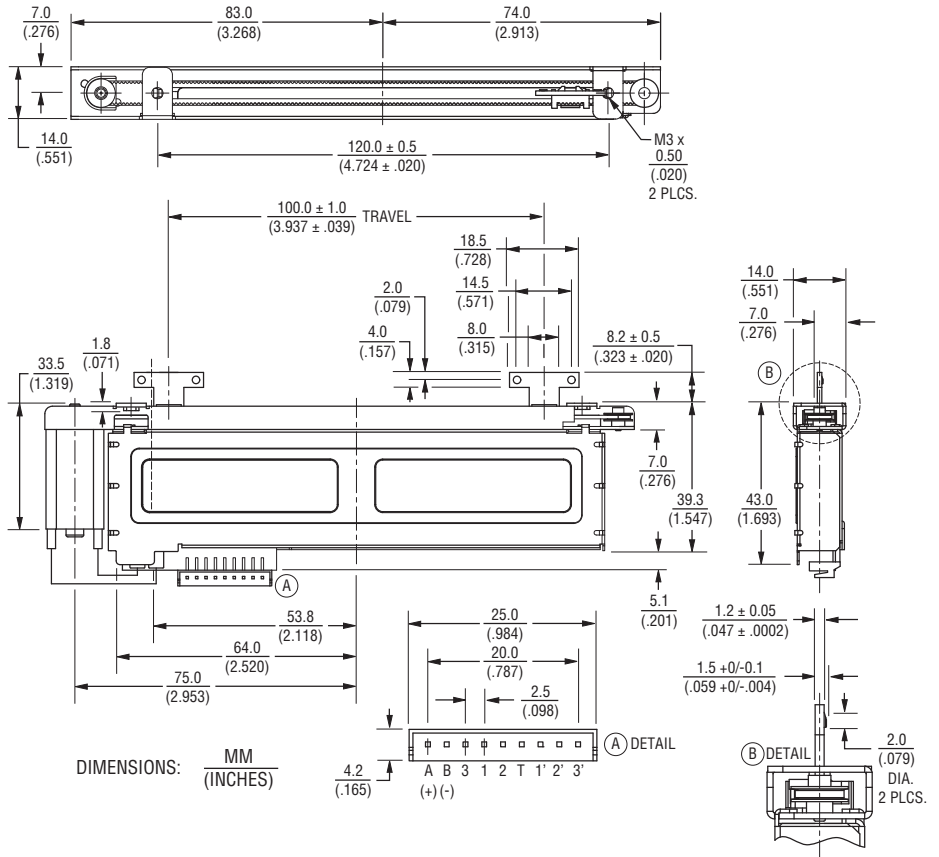
Mechanical Characteristics

Mechanical Travel..... 100 mm ± 1 mm
 Operating Force
 100 mm Travel..... 50 gf
 Stop Strength 5 kgf min.

Motor Drive Characteristics

Rated Voltage 10 VDC
 Operating Voltage Supply .. 6 to 11 VDC
 Maximum Current..... 800 mA max.
 Lever Speed @ 10 VDC
 20 mm/0.1 sec.

Product Dimensions



Asia-Pacific:

Tel: +886-2 2562-4117
 Email: asiacus@bourns.com

Europe:

Tel: +36 88 520 390
 Email: eurocus@bourns.com

The Americas:

Tel: +1-951 781-5500
 Email: americus@bourns.com

www.bourns.com

Standard Resistance Table

Resistance (Ohms)	Resistance Code
10,000	103
20,000	203
50,000	503
100,000	104

How To Order

PSP 01 - 08 2 A - 103 B2

Model Number _____
 Designator _____
 PSP = Motorized
 Master Slide
 Potentiometer
 Length of Travel _____
 01 = 100 mm
 Lever Length _____
 08 = 8.2 mm
 Terminal Type _____
 2 = Snap-in Connector
 Lever End Style _____
 A = Metal Lever (Refer to Drawing)
 Resistance Code _____
 (See Standard Resistance Table)
 Resistance Taper (See Taper Charts)
 Taper Series followed by Curve Number

*RoHS Directive 2002/95/EC Jan. 27, 2003 including annex and RoHS Recast 2011/65/EU June 8, 2011.

Specifications are subject to change without notice.

The device characteristics and parameters in this data sheet can and do vary in different applications and actual device performance may vary over time.

Users should verify actual device performance in their specific applications.

Applications

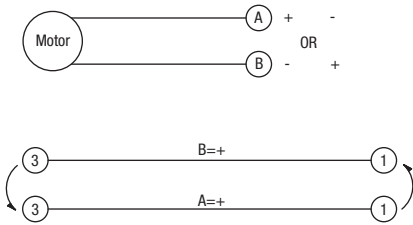
- Audio mixing consoles
- Broadcast mixing consoles
- Light mixing consoles

PSP Series Motorized Master Slide Potentiometer

BOURNS®

Schematics

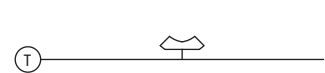
Motor



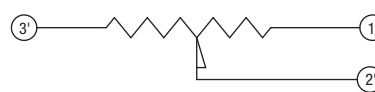
Line Track (R1)



Touch Sense Track

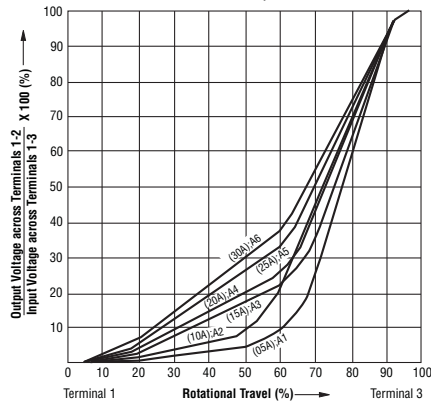


Servo Track (R2)

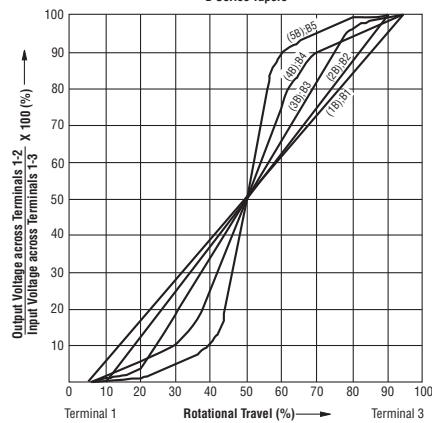


Tapers

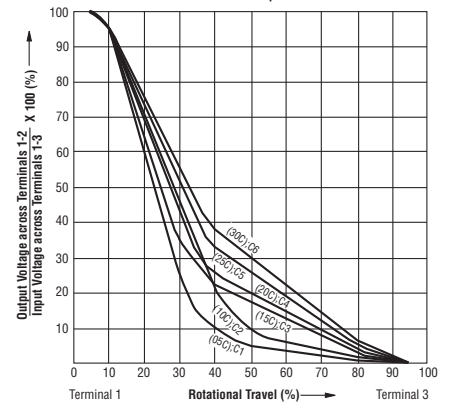
A Series Tapers



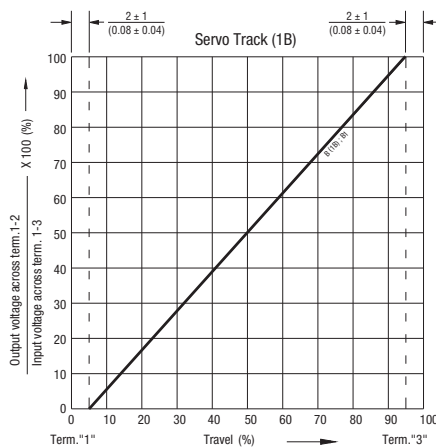
B Series Tapers



C Series Tapers



Servo Track Output Chart



01/17

Specifications are subject to change without notice.

The device characteristics and parameters in this data sheet can and do vary in different applications and actual device performance may vary over time. Users should verify actual device performance in their specific applications.