

Intelligent Phase Control



Minimizes Current Consumption

Intelligent Phase Control technology automatically minimizes the phase difference between motor voltage and motor current. This results in an optimal energy efficiency across the entire rotation speed range. The optimal lead angle needs to be determined only for one rotation speed. For all other rotation speeds, the optimal lead angle is automatically determined by the Intelligent Phase Control technology. This reduces development cost and shortens Time-To-Market (TTM).

Applications

- Cooling fans for servers and industrial motors
- Fans for home appliances (i.e. air cleaners, ventilation fans)
- Pumps (i.e. hot water)
- Vacuum cleaner, robotic vacuum cleaner

Features

- Auto lead angle control

Advantages

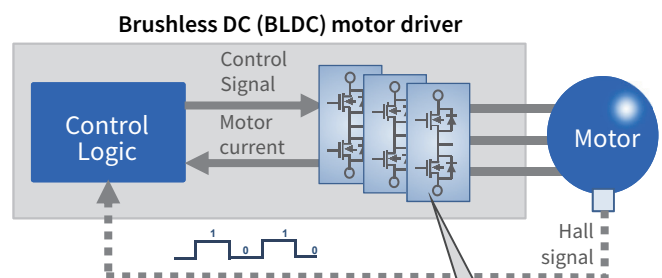
- Automatically determines the optimal lead angle across the entire rotation speed range
- Easy to use as no external MCU required

Benefits

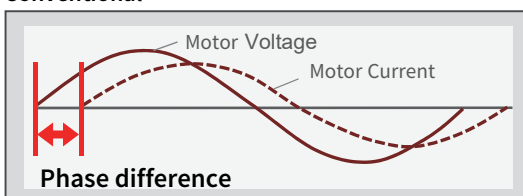
- Optimal energy efficiency across the entire rotation speed range
- Reduced heat generation
- Reduced development cost and shorter Time-To-Market (TTM)
- Minimized system complexity as no MCU involvement is required.

Realizing highly energy efficient drive

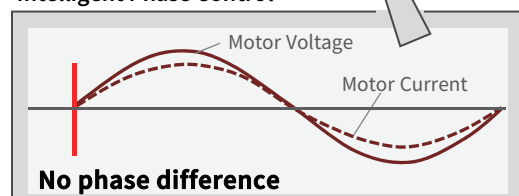
Hall sensors provide information about the polarity of the motor voltage. A change in polarity marks a zero crossing of the motor voltage. In addition to this, the motor current is measured inside the power stage. The zero crossing of the motor current is then detected via a comparator. The control logic block determines the phase difference between the motor current and voltage and determines a lead angle that eliminates the phase difference.

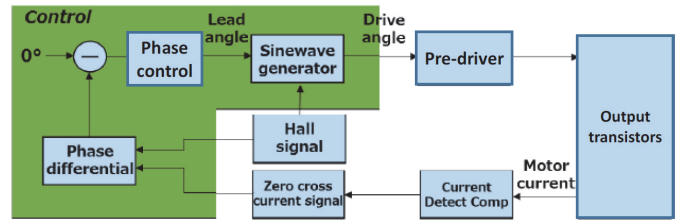
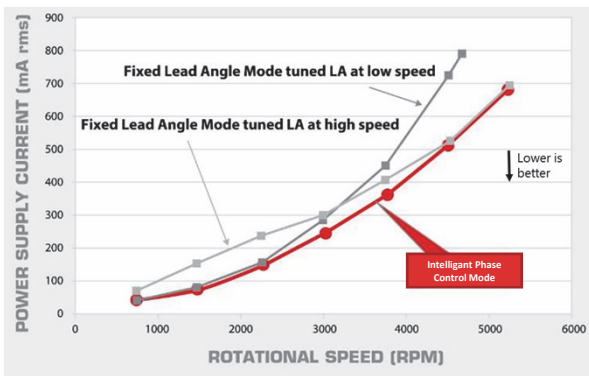


Conventional



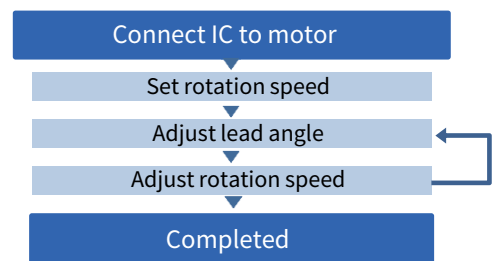
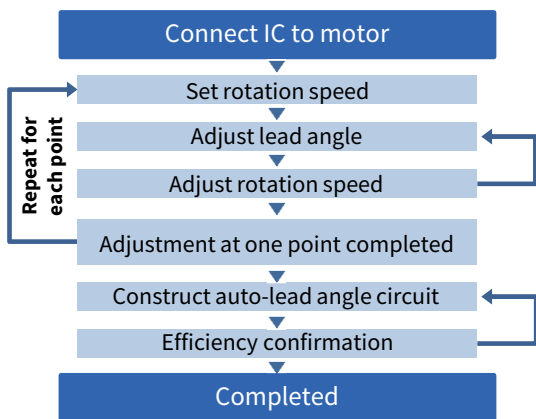
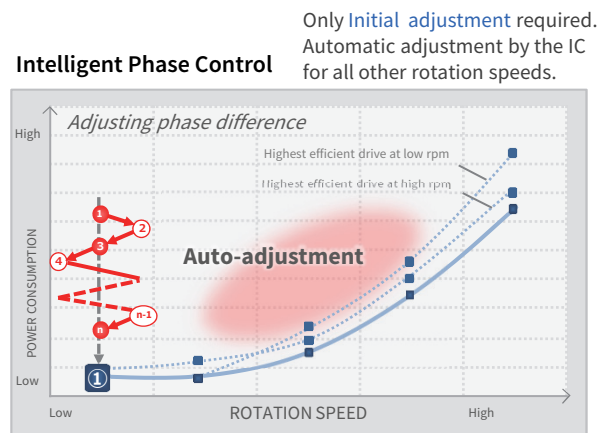
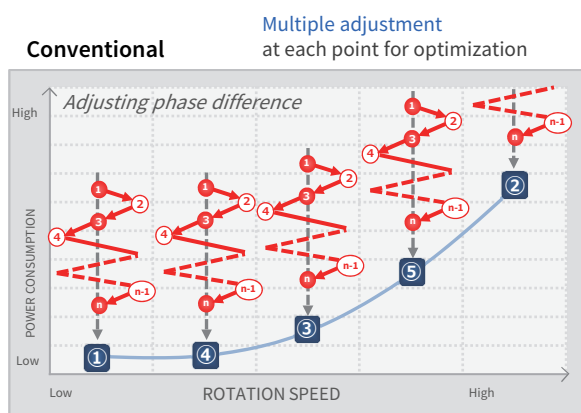
Intelligent Phase Control





Reducing development time and cost

With conventional technology, multiple lead angle adjustments need to be done during the development stage for different rotation speeds. By using the Intelligent Phase Control technology, this tuning is only necessary for a single rotation speed.



Product lineup of Intelligent Phase Control enabled devices

Part number	Operating voltage	Output current	Drive method	Intelligent Phase Control	Closed-loop speed control	Package
TC78B016FTG	6 - 30 V	3.0 A	Sine-wave drive	Yes	-	WQFN36 (5x5 mm ²)
TC78B025FTG	5.5 -16V	3.5 A	Sine-wave drive	Yes	Yes	VQFN24 (4x4 mm ²)
TC78B027FTG	6 -16.5V	0.1/0.2A	Sine-wave drive	Yes	Yes	VQFN24 (4x4 mm ²)
TC78B041FNG	6 -16.5V	n/a	Sine-wave drive	Yes	-	SSOP30 (10.2x7.6 mm ²)
TC78B042FTG	6 -16.5V	n/a	Sine-wave drive	Yes	-	VQFN32 (5 x 5 mm ²)