

HFW SERIES

1.00mm Pitch


OVERVIEW

FCI, a leader in flex circuit connectors offers the most innovative and complete range of products in the industry. FCI offers products in LIF (low insertion force) and ZIF (zero insertion force), top and bottom contact options, vertical and right angle orientations, surface mount and through hole terminations in contact spacing options all the way down to 0.2mm with finer pitch products on the way.

Additional features, such as optional cable locks and additional mounting devices, insure that FCI has a solution for almost any application, no matter how demanding.

As your connection to innovation, FCI continues to bring you unique solutions that not only give you the footprint you need but help to maximize the quality level of your application. Many of our flex circuit connectors offer ZIF with prehold, which applies a small retention force on the cable to hold it in place until the actuator is locked. FCI introduced the first flex connector with a back side flip actuator that allows the user to insert the flex cable and lock the actuator with one hand. FCI improved that feature on many products by modifying the connector housing to provide visual confirmation that the flex cable is mated properly. FCI was also the company that first brought you the option of an FFC/FPC connector under 1mm in height. These features combine to insure your application has the highest quality possible when it leaves your site.

Utilizing 1.00mm contact spacing has become an economical way to circuit connectors in the industry to terminate displays as well as make difficult board to board connections.



FEATURES & BENEFITS

- Versatile, economical connector system with uses in many applications

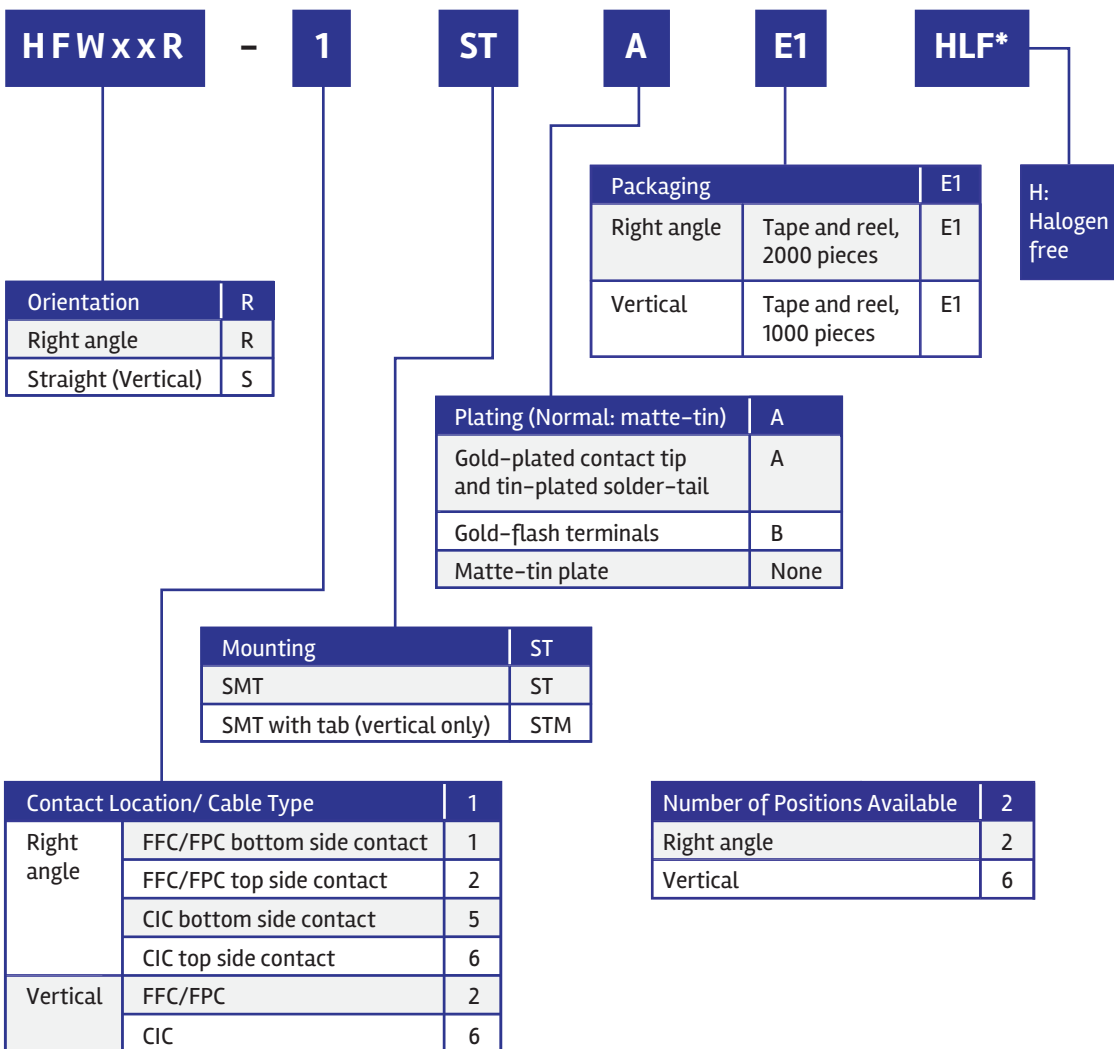
TARGET MARKETS / APPLICATIONS

- Industrial control
- Business & Retail
- Instrumentation
- Brown products
- Printer
- Car multimedia devices
- Mobile device

TECHNICAL INFORMATION

- Orientation: Right angle and vertical options
- Cable Termination: Non-ZIF
- Cable type: FFC/ FPC/ CIC
- Board Termination: Surface mount
- Contact location: Top & Bottom
- Height: 1.9mm right angle, 5.3mm vertical
- Available in lead-free matte tin and gold-flash plating

PART NUMBER



*xx - No. of contacts

FFCHFW0713EA4

HLW SERIES

1.00mm Pitch

OVERVIEW

FCI, a leader in flex circuit connectors offers the most innovative and complete range of products in the industry. FCI offers products in LIF (low insertion force) and ZIF (zero insertion force), top and bottom contact options, vertical and right angle orientations, surface mount and through hole terminations in contact spacing options all the way down to 0.2mm with finer pitch products on the way.

Additional features, such as optional cable locks and additional mounting devices, insure that FCI has a solution for almost any application, no matter how demanding.

As your connection to innovation, FCI continues to bring you unique solutions that not only give you the footprint you need but help to maximize the quality level of your application. Many of our flex circuit connectors offer ZIF with prehold, which applies a small retention force on the cable to hold it in place until the actuator is locked. FCI introduced the first flex connector with a back side flip actuator that allows the user to insert the flex cable and lock the actuator with one hand. FCI improved that feature on many products by modifying the connector housing to provide visual confirmation that the flex cable is mated properly. FCI was also the company that first brought you the option of an FFC/FPC connector under 1mm in height. These features combine to insure your application has the highest quality possible when it leaves your site.

Utilizing 1.00mm contact spacing has become an economical way to circuit connectors in the industry to terminate displays as well as make difficult board to board connections.



FEATURES & BENEFITS

- Through hole alternative
- Economical connector system

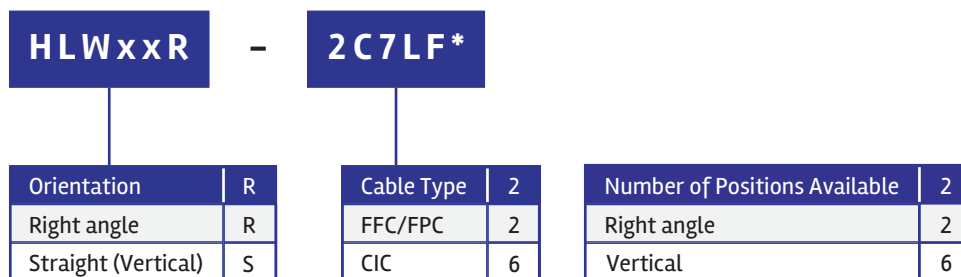
TARGET MARKETS / APPLICATIONS

- Industrial control
- Business & Retail
- Instrumentation
- Brown products
- Printer
- Car multimedia devices
- Mobile device

TECHNICAL INFORMATION

- Orientation: Right angle and vertical options
- Cable Termination: Non- ZIF
- Cable type: FFC/ FPC/ CIC
- Board Termination: Through Hole
- Contact location: Top (right angle), N/A (vertical)
- Height: 3.9mm right angle, 5.9mm vertical
- Lead-free plating available

PART NUMBER



*xx – No. of contacts

SFW SERIES

1.00mm Pitch

OVERVIEW

FCI, a leader in flex circuit connectors offers the most innovative and complete range of products in the industry. FCI offers products in LIF (low insertion force) and ZIF (zero insertion force), top and bottom contact options, vertical and right angle orientations, surface mount and through hole terminations in contact spacing options all the way down to 0.2mm with finer pitch products on the way.

Additional features, such as optional cable locks and additional mounting devices, insure that FCI has a solution for almost any application, no matter how demanding.

As your connection to innovation, FCI continues to bring you unique solutions that not only give you the footprint you need but help to maximize the quality level of your application. Many of our flex circuit connectors offer ZIF with prehold, which applies a small retention force on the cable to hold it in place until the actuator is locked. FCI introduced the first flex connector with a back side flip actuator that allows the user to insert the flex cable and lock the actuator with one hand. FCI improved that feature on many products by modifying the connector housing to provide visual confirmation that the flex cable is mated properly. FCI was also the company that first brought you the option of an FFC/FPC connector under 1mm in height. These features combine to insure your application has the highest quality possible when it leaves your site.

Utilizing 1.00mm contact spacing has become an economical way to circuit connectors in the industry to terminate displays as well as make difficult board to board connections.



FEATURES & BENEFITS

- Versatile, economical connector system with uses in many applications

TARGET MARKETS / APPLICATIONS

- Industrial control
- Business & Retail
- Instrumentation
- Brown products
- Printer
- Car multimedia devices
- Mobile device



TECHNICAL INFORMATION

- Orientation: Right angle and vertical options
- Cable Termination: Non- ZIF
- Cable type: FFC/ FPC/ CIC
- Board Termination: Surface mount
- Contact location: Right angle and vertical options
- Height: 2.7mm right angle, 5.3m vertical
- Available in lead-free matte tin and gold-flash plating option
- Optional cable lock (Right Angle)

PART NUMBER

Number of Positions Available		Part Number
Right angle	4 - 30	SFWxxR-1STAE1LF*
Vertical	4, 5, 6, 8, 10, 11, 12, 14, 15, 16, 17, 18, 20, 22, 23, 24, 26, 28, 30	

*xx - No. of contacts

FFCSFW073EA4

SLW SERIES

1.00mm Pitch

OVERVIEW

FCI, a leader in flex circuit connectors offers the most innovative and complete range of products in the industry. FCI offers products in LIF (low insertion force) and ZIF (zero insertion force), top and bottom contact options, vertical and right angle orientations, surface mount and through hole terminations in contact spacing options all the way down to 0.2mm with finer pitch products on the way.

Additional features, such as optional cable locks and additional mounting devices, insure that FCI has a solution for almost any application, no matter how demanding.

As your connection to innovation, FCI continues to bring you unique solutions that not only give you the footprint you need but help to maximize the quality level of your application. Many of our flex circuit connectors offer ZIF with prehold, which applies a small retention force on the cable to hold it in place until the actuator is locked. FCI introduced the first flex connector with a back side flip actuator that allows the user to insert the flex cable and lock the actuator with one hand. FCI improved that feature on many products by modifying the connector housing to provide visual confirmation that the flex cable is mated properly. FCI was also the company that first brought you the option of an FFC/FPC connector under 1mm in height. These features combine to insure your application has the highest quality possible when it leaves your site.

Utilizing 1.00mm contact spacing has become an economical way to circuit connectors in the industry to terminate displays as well as make difficult board to board connections.



FEATURES & BENEFITS

- Versatile, economical connector system with uses in many applications

TARGET MARKETS / APPLICATIONS

- Industrial control
- Business & Retail
- Instrumentation
- Brown products
- Printer
- Car multimedia devices
- Mobile device

TECHNICAL INFORMATION

- Orientation: Right angle and vertical options
- Cable Termination: ZIF
- Cable type: FFC/ FPC/ CIC
- Board Termination: Through hole
- Contact location: Bottom
- Height: 4.0mm right angle, 5.5mm vertical
- Lead-free plating available

PART NUMBER

Number of Positions Available	Part Number
4 – 30	SLWxxR-1C7LF*

*xx – No. of contacts