

# SICMA CONNECTION SYSTEM FAMILY OVERVIEW



# Content

## Why SICMA?

Market environment  
and value proposition

## Portfolio Overview

Portfolio scope

## Technical Overview

Design features

## Part Numbers

# Content

## Why SICMA?

Market environment  
and value proposition

## Portfolio Overview

Portfolio scope

## Technical Overview

Design features

## Part Numbers

# The Challenge

- Higher current carrying capacity requirements
- Higher operating temperature and vibration
- Higher compatibility for transportation industry

# The Solution

**Presenting the SICMA  
(Automotive Modular  
Interconnect System) family.**  
A comprehensive product  
portfolio for full interconnect  
system.

AVNET<sup>®</sup> ABACUS



• APTIV •

# Robust features, meaningful benefits

AVNET<sup>®</sup> ABACUS

## Harsh Environment

- Water tightness of high level including jet spray IPx9K
- Submersion proof IP68
- Compact design to improve space efficiency
- Terminals are clean body design preventing any damages to wires and seals
- High temperature T4 endurance
- High vibration V3 endurance for Sensomate

## Easy Assembly

- Mat seal design with ergonomic terminal insertion
- TPA (Terminal Position Assurance) detects not fully inserted terminals
- CPA (Connector Position Assurance) ensures perfect mating between male and female connectors
- Low mating force between male and female under 60N
- Optional wire dress / back shell
- Convenient assembly and disassembly tools are available
- Mechanical coding well distinguished by color

## High Compatibility

- Foot print interface from 2 up to 6 way fully standardized at several OEMs
- Terminal cavity compatible with industry standard
- Terminal sizes: 0.64, 1.5, 2.8 mm
- Crimping ranges from 0.13 up to 5 mm<sup>2</sup>

# Content

## Why SICMA?

Market environment  
and value proposition

## Portfolio Overview

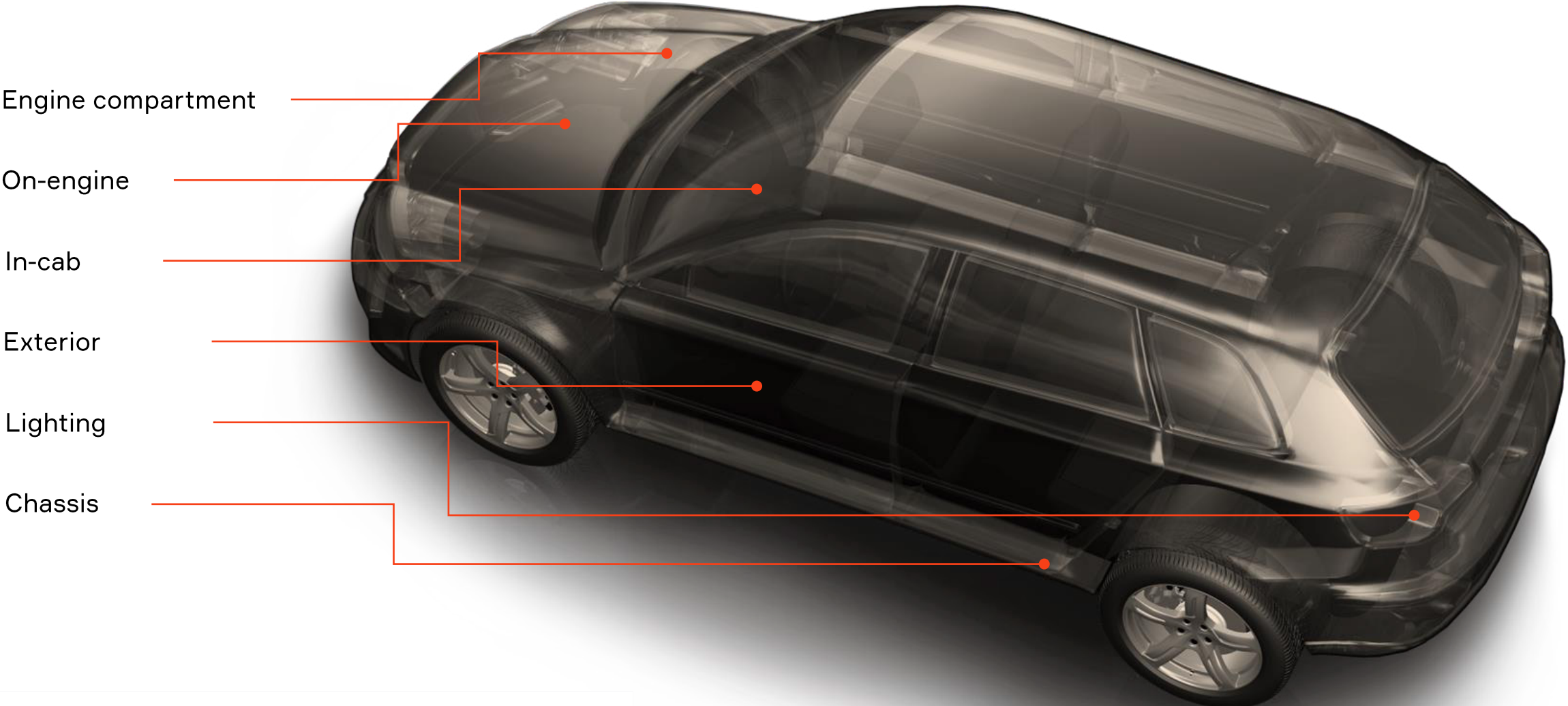
Portfolio scope

## Technical Overview

Design features

## Part Numbers

# Versatility of application





# A wide family range



## Connectors

- Inline and device applications
- 2 through 90 way configurations
- SICMA Mini-Sealed, SICMA Sensomate Series, SICMA Inline Unsealed Series, SICMA Panel Through Unsealed Series, SICMA Panel Through Sealed Series, SICMA Full Interconnect Series, and SICMA Relay Sockets

## Terminals

- One-piece terminal system
- 0.64mm, 1.5mm, 2.8mm
- Tin, silver, or gold plating

## Accessories

- 90° or 180° back shells
- Locking cam
- Fixing clips

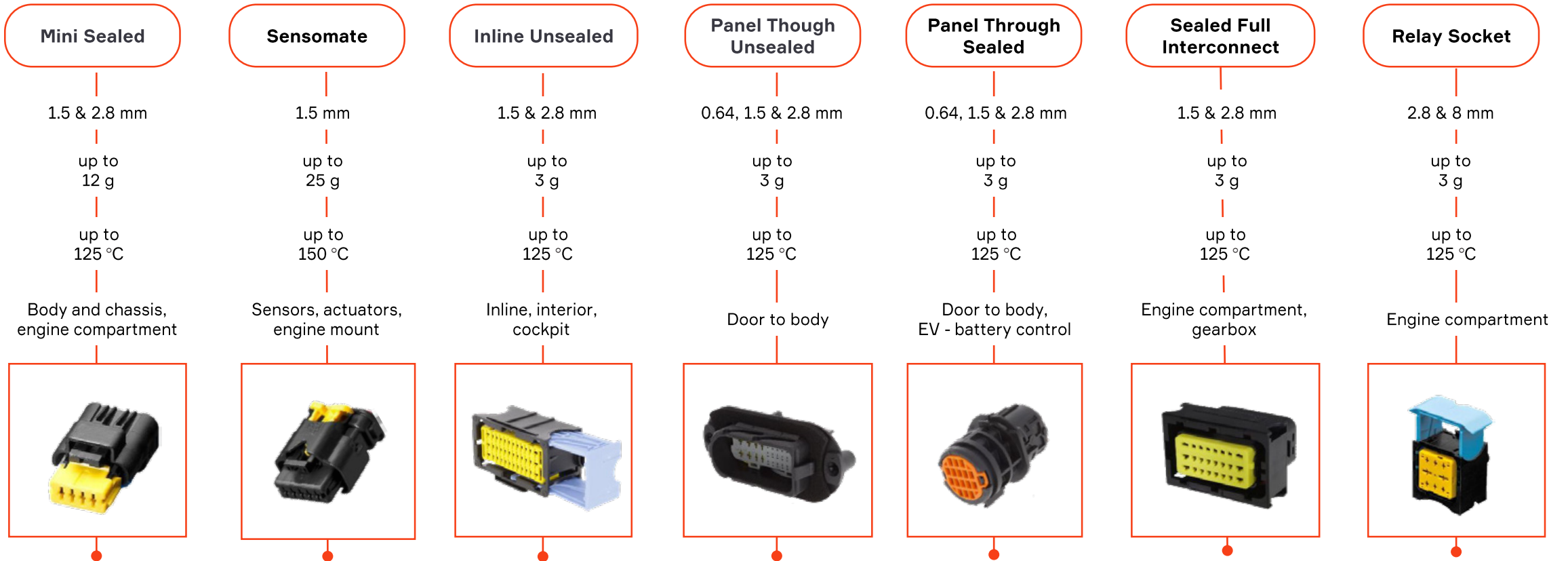
## Relay Sockets

- 7 & 8 way

## Headers

- 6, 24, 56, 90 way
- Straight and right angle

# SICMA housing range



Part numbers, specifications, dimensions and performance data in this document are for general references only and are subject to change without notice. To verify product information, please contact an Aptiv representative.

# SICMA Mini-sealed Connector

## Housing family



### Key features & benefits

- Standard commodity connection system
- Reliable inline harness sectioning connectors featuring a mechanical coding
- Compatible with standard interface footprint of several devices used in automotive and commercial vehicles
- Water tightness of high level including jet spray
- Compact design around 1.5 mm terminal
- 2, 3, 4, 5, 6 way connectors use 1.5 terminals
- Additional hybrid 6 way and 24 way connectors use both 1.5 & 2.8 mm terminals

### Performance characteristics

Sealing protection (up to)	IP 58 & IPx9K
Temperature range (up to)	-40°C to +125°C
Vibration performance (up to)	12 g
Terminal retention force (up to)	> 100 N
Terminal insertion force (up to)	< 15 N
Connector mating force	< 80 N
Available cavity configurations	2, 3, 4, 5, 6, 6 (Mixed), 8 & 24 way



**Application:** body and chassis, engine compartment

Part numbers, specifications, dimensions and performance data in this document are for general references only and are subject to change without notice. To verify product information, please contact an Aptiv representative.

# SICMA Sensomate High Performance Connector

Housing family



## Key features & benefits

- High performance connector featuring T4 and V3
- Back shell covers available
- As connector endures high temperature it will last for all the life of the vehicle without having any stoppage
- CPA is premounted
- Compatible with existing Mini Sealed family

## Performance characteristics

Sealing protection (up to)	IP 68 & IPx9K
Temperature range (up to)	-40°C to +150°C
Vibration performance (up to)	25 G
Terminal retention force (up to)	> 100 N
Terminal insertion force (up to)	< 15 N
Connector mating force	< 80 N
Available cavity configurations	4, 5 & 6 way



**Application:** sensor and actuators on engine mount  
Air filter and pressure device

Part numbers, specifications, dimensions and performance data in this document are for general references only and are subject to change without notice. To verify product information, please contact an Aptiv representative.

• APTIV •

# SICMA Panel Through Unsealed Connector

AVNET ABACUS

Housing family



## Key features & benefits

- Compact size for a panel mount solution and electrical link passing through a wall
- Pass through, bulk head type, mounted on a metal panel sheet
- Providing a convenient door-to-body or a reliable cockpit-to-engine
- 24 & 29 way connectors use 0.64, 1.5 & 2.8 mm terminals
- 42 way connectors use 1.5 & 2.8 mm terminals

## Performance characteristics

Sealing protection (up to)	IP 40
Temperature range (up to)	-40°C to +125°C
Vibration performance (up to)	3 g
Terminal retention force (up to)	> 60 N ~ 120 N *
Terminal insertion force (up to)	8 N ~ 10 N *
Connector mating force	< 60 N
Available cavity configurations	24, 29 & 42 way

\* Specifications vary for different cavity and used terminals.



**Application:** door to body connection, firewall between cockpit and engine interconnection, bulkhead for battery control in HV/EHV

Part numbers, specifications, dimensions and performance data in this document are for general references only and are subject to change without notice. To verify product information, please contact an Aptiv representative.

• APTIV •

# SICMA Panel Through Sealed Connector AVNET ABACUS

## Housing family



**Application:** door to body connection, firewall between cockpit and engine interconnection, bulkhead for battery control in HV/EHV

### Key features & benefits

- Compact size for a panel mount solution and electrical link passing through a wall
- Circular through hole convenient for implementation
- Pass through, bulk head type, mounted on a metal panel sheet
- Providing a convenient door-to-body or a reliable cockpit-to-engine
- 26 way connectors use 0.64, 1.5 & 2.8 mm terminals
- 14, 24, 33, 34 way connectors use 1.5 & 2.8 mm terminals
- 16 & 50 way connectors use 1.5 mm terminals

### Performance characteristics

Sealing protection (up to)	IP 64 ~ 68 *
Temperature range (up to)	-40°C to +125°C
Vibration performance (up to)	3 g
Terminal retention force (up to)	> 60 ~ 120 N *
Terminal insertion force (up to)	5 ~ 17 N *
Connector mating force	60 ~ 90 N *

Available cavity configurations 14, 16, 24, 26, 33, 34 & 50 way

\* Specifications vary for different cavity and used terminals.

Part numbers, specifications, dimensions and performance data in this document are for general references only and are subject to change without notice. To verify product information, please contact an Aptiv representative.

# SICMA Inline Unsealed Connector

## Housing family



### Key features & benefits

- Reliable inline harness sectioning connector
- Using standard fixing clip
- Compact male and female housings which provide a convenient inline wire to wire solution
- Mixed sizes of 1.5 & 2.8 mm terminals populating 24 & 36 way connectors
- 1.5 mm terminals are used for 2 & 6 way connectors

### Performance characteristics

Sealing protection (up to)	IP 40
Temperature range (up to)	-40°C to +125°C (up to 85°C for 24 & 36 way)
Vibration performance (up to)	3 g
Terminal retention force (up to)	> 60 ~ 120 N *
Terminal insertion force (up to)	5 ~ 15 N *
Connector mating force	30 ~ 60 N *
Available cavity configurations	2, 6, 10, 24 & 36 way

\* Specifications vary for different cavity and used terminals.



**Application:** harness sectioning in cockpit, dashboard and interior connections

Part numbers, specifications, dimensions and performance data in this document are for general references only and are subject to change without notice. To verify product information, please contact an Aptiv representative.

# SICMA Sealed Full Interconnect

## Housing family



### Key features & benefits

- Market standard, foot print interface to device headers
- Wire to Electronic Printed Circuit Board (PCB) solution in order to built electronic control units
- Sealed Interconnection from harness wiring to an electronic equipment
- 6 & 24 way connectors use 1.5 & 2.8 mm terminals
- 56 & 90 way connectors use 1.5 mm terminals

### Performance characteristics

Sealing protection (up to)	IP 68
Temperature range (up to)	-40°C to +125°C
Vibration performance (up to)	3 G
Terminal retention force (up to)	< 75 N
Terminal insertion force (up to)	12 ~ 17 N
Connector mating force	< 75 N
Available cavity configurations	6, 24, 56 & 90 way

\* Specifications vary for different cavity and used terminals.



**Application:** engine management with gas converter, automatic gear box management

Part numbers, specifications, dimensions and performance data in this document are for general references only and are subject to change without notice. To verify product information, please contact an Aptiv representative.



# SICMA Sealed Relay Socket

AVNET ABACUS

Housing family



## Key features & benefits

- Reliable connection to relay which will last all the life of the vehicle.
- Easily disconnected and reconnected back again In case of relay change.
- Sliding lever mate assist for easy mating to the relay switch.
- Standard to different EOBD (Electronic on Board Diagnostics) devices.
- Cable seal (SWS) to ensure the water tightness

## Performance characteristics

Sealing protection (up to)	IP 68/IPx9K
Temperature range (up to)	-40°C to +125°C
Vibration performance (up to)	3 G
Terminal retention force (up to)	> 120 N
Terminal insertion force (up to)	< 20 N
Connector mating force	< 60 N
Available cavity configurations	7 & 8 way



**Application:** pre-heating of diesel engines, comfort heating of cockpit, antipollution systems by EOBD

Part numbers, specifications, dimensions and performance data in this document are for general references only and are subject to change without notice. To verify product information, please contact an Aptiv representative.

• APTIV •

# SICMA terminal range

## 0.64 Series

0.64 mm


up to  
11 A



## 1.5 Series

1.5 mm

up to  
26 A



## 2.8 Series

2.8 mm

up to  
46 A



Part numbers, specifications, dimensions and performance data in this document are for general references only and are subject to change without notice. To verify product information, please contact an Aptiv representative.

# Micro SICMA - 0.64 Series

## Terminal family



### Key features & benefits

- Reliable contact pressure through life time of the vehicle
- Standard well known terminal cavity compatibility.
- Clean body which prevents of tearing the mat seal
- One piece terminal with high pressure contact
- Two crimping gauges for good slow motion performance and vibrations

### Performance characteristics

<b>Contact resistance</b>	< 3 mΩ
<b>Contact mating force</b>	< 4 N
<b>Contact unmating force</b>	< 2.5 N
<b>Range of wire gauge</b>	0.35-0.75 mm <sup>2</sup> / 22-18 AWG
<b>Current carrying capacity for 0.6 mm<sup>2</sup></b>	
at 23°C up to approx. :	11 A
at 85°C up to approx. :	7 A
at 100°C up to approx. :	5 A

Part numbers, specifications, dimensions and performance data in this document are for general references only and are subject to change without notice. To verify product information, please contact an Aptiv representative.

# SICMA 3 Plus & SICMA 4 - 1.5 Series \*

AVNET ABACUS

Terminal family



\* SICMA 3 Plus are female terminals and SICMA 4 are male terminals

## Key features & benefits

- Reliable contact pressure through life time of the vehicle
- Standard well known terminal cavity compatibility.
- Clean body which prevents of tearing the mat seal
- One piece terminal with high pressure contact
- Several crimping gauges for good slow motion performance and vibrations

## Performance characteristics

<b>Contact resistance</b>	< 2 mΩ
<b>Contact mating force</b>	< 4 N
<b>Contact unmating force</b>	< 3 N
<b>Range of wire gauge</b>	0.13-2 mm <sup>2</sup> / 24-14 AWG
<b>Current carrying capacity for 2 mm<sup>2</sup></b>	
at 23°C up to approx. :	26 A
at 85°C up to approx. :	15 A
at 100°C up to approx. :	12 A

Part numbers, specifications, dimensions and performance data in this document are for general references only and are subject to change without notice. To verify product information, please contact an Aptiv representative.

• APTIV •

# SICMA 2 & SICMA 3 - 2.8 Series

## Terminal family



### Key features & benefits

- Reliable contact pressure through life time of the vehicle
- Standard well known terminal cavity compatibility.
- Clean body which prevents of tearing the mat seal
- One piece terminal with high pressure contact
- Several crimping gauges for good slow motion performance and vibrations.

### Performance characteristics

<b>Contact resistance</b>	< 1.5 mΩ
<b>Contact mating force</b>	< 6 N
<b>Contact unmating force</b>	< 1.5 N
<b>Range of wire gauge</b>	0.35-5.0 mm <sup>2</sup> / 22-10 AWG
<b>Current carrying capacity for 5 mm<sup>2</sup></b>	
at 23°C up to approx. :	46 A
at 85°C up to approx. :	27 A
at 100°C up to approx. :	21 A

Part numbers, specifications, dimensions and performance data in this document are for general references only and are subject to change without notice. To verify product information, please contact an Aptiv representative.

# Content

## Why SICMA?

Market environment  
and value proposition

## Portfolio Overview

Portfolio scope

## Technical Overview

Design features

## Part Numbers


# Connector design overview

## Benefits

- Easy assembly
- High industry compatibility
- Compact package for space efficiency
- Robust performance to ensure long time duration

## Design features

- 1 CPA (Connector Position Assurance) ensures perfect mating between male and female connectors
- 2 TPA (Terminal Position Assurance) detects not fully inserted terminals
- 3 Mat seal design with ergonomic terminal insertion
- 4 Housing designed for high temperature T4 endurance
- 5 Interfacial seal to ensure high vibration V3 and sealing S3 endurance for Sensomate
- 6 Rear grid provides excellent guidance for terminals



Part numbers, specifications, dimensions and performance data in this document are for general references only and are subject to change without notice. To verify product information, please contact an Aptiv representative.


# Terminal design overview

## Benefits

- Standard well know cavity compatibility
- Several crimping gauges for good slow motion performance and vibration
- Clean body design for terminals to prevent any damages to wires and seals

## Design features

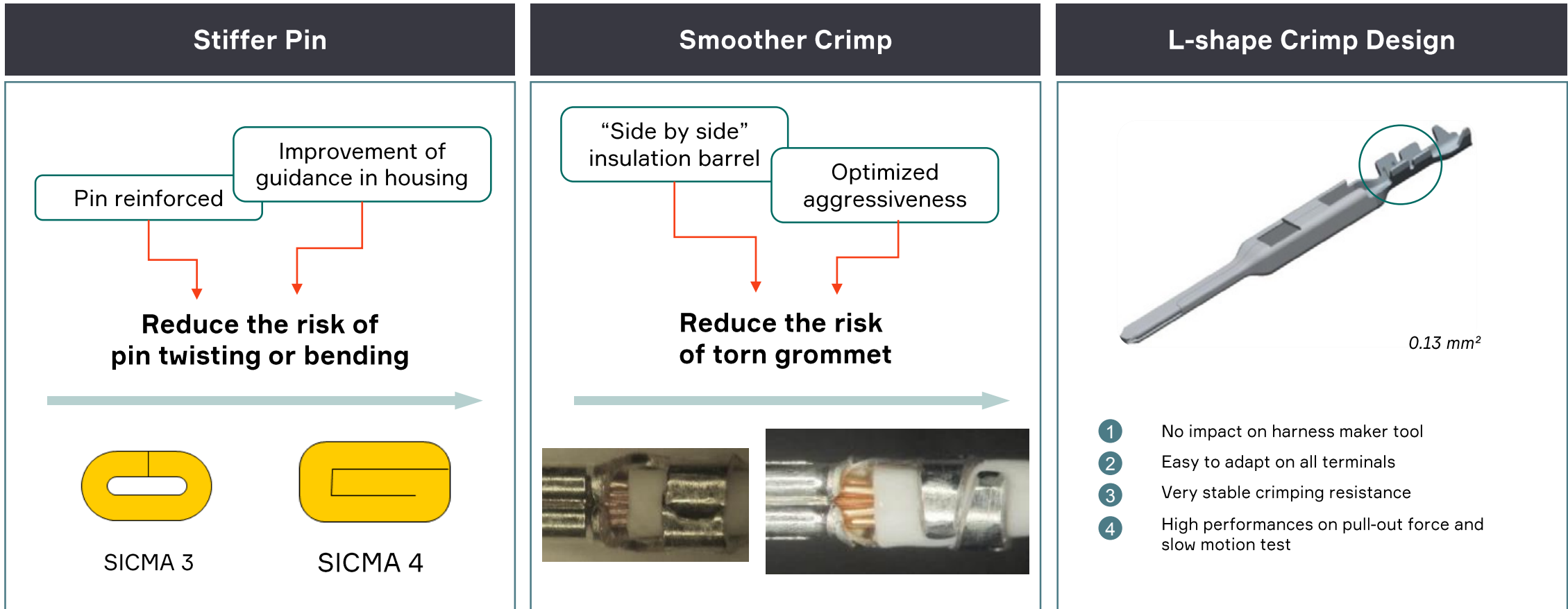
- 1 No seam in contact area, enabling smooth contact area on both sides and enhancing electrical connection
- 2 SICMA terminals have very stable crimping resistance and high performances on pull-out force and slow motion test, and thanks to L-shape technology, 0.13 mm<sup>2</sup> cable is able to be crimped
- 3 Reinforced pin improves the guidance in housing and reduces the risk of pin twisting or bending
- 4 “Side by side” insulation crimping barrel optimizes aggressiveness and reduces the risk of torn grommet
- 5 Smooth edges to enable easy assembly without damage mat seal
- 6 Optimization of brace for better insertion and extraction



Part numbers, specifications, dimensions and performance data in this document are for general references only and are subject to change without notice. To verify product information, please contact an Aptiv representative.



# SICMA terminal technology



Part numbers, specifications, dimensions and performance data in this document are for general references only and are subject to change without notice. To verify product information, please contact an Aptiv representative.

# Content

## Why SICMA?

Market environment  
and value proposition

## Portfolio Overview

Portfolio scope


## Technical Overview

Design features

## Part Numbers

# Housing sample part numbers


## SICMA Mini-sealed Connector

Mini-sealed Connector	Cavity Count	Blade Size (mm)	Gender	Color	Part Number	Codings Offered
 <p>SICMA Mini-Sealed Connectors</p>	2	1.5	F	Black	10820158	9
	2	1.5	M	Black	10787262	7
	3	1.5	F	Black	10820167	8
	3	1.5	M	Black	10788983	6
	4	1.5	F	Black	10763691	3
	4	1.5	M	Black	10768812	3
	5	1.5	F	Black	10820113	3
	5	1.5	M	Black	33500323	3
	6	1.5	F	Black	10866615	3
	6	1.5	M	Black	13716617	3
	6*	1.5(4), 2.8(2)	F	Black	10866611	3
	6*	1.5(4), 2.8(2)	M	Black	15396354	3
	24	1.5(18), 2.8(6)	F	Black	10820454	4
	24	1.5(18), 2.8(6)	M	Black	15470023	4

Part numbers, specifications, dimensions and performance data in this document are for general references only and are subject to change without notice. To verify product information, please contact an Aptiv representative.

# Housing sample part numbers


## SICMA Sensomate High Performance Connector

Sensomate High Temperature Connector	Cavity Count	Blade Size (mm)	Gender	Index	Part Number	Other Available Indexes
 <p>SICMA Sensomate High Performance Connectors</p>	4	1.5	F	Black	13876521	5
	4	1.5	M	Black	33502133	5
	5	1.5	F	Black	13893671	5
	5	1.5	M	Black	13855072	5
	6	1.5	F	Purple	33511993	5
	6	1.5	M	Purple	33511739	5

Part numbers, specifications, dimensions and performance data in this document are for general references only and are subject to change without notice. To verify product information, please contact an Aptiv representative.

# Housing sample part numbers


## SICMA Inline Unsealed Connector

Unsealed Inline Connector	Cavity Count	Blade Size (mm)	Gender	Color	Part Number	Codings Offered
 <p>SICMA Inline Unsealed Connectors 6 way</p>	2	1.5	F	Black	33500298	1
	2	1.5	M	Black	33500318	1
	6	1.5	F	Black	10788770	5
	6	1.5	M	Black	10846895	5
	24	1.5(18), 2.8(6)	F	Black	13751295	3
	24	1.5(18), 2.8(6)	M	Black	33500326	3
	36	1.5(30), 2.8(6)	F	Black	33500789	2
	36	1.5(30), 2.8(6)	M	Black	13651194	2

Part numbers, specifications, dimensions and performance data in this document are for general references only and are subject to change without notice. To verify product information, please contact an Aptiv representative.

# Housing sample part numbers


## SICMA Panel Through Unsealed Connector

Panel Through Unsealed Connector	Cavity Count	Blade Size (mm)	Gender	Color	Part Number	Codings Offered
	24	0.64(12), 1.5(8), 2.8(4)	F	Black	33500458	1
	24	0.64(12), 1.5(8), 2.8(4)	M	Black	33500459	1
	29	0.64(21), 1.5(4), 2.8(4)	F	Black	10819390	1
	29	0.64(21), 1.5(4), 2.8(4)	M	Black	10811880	1
	42	1.5(34), 2.8(8)	F	Black	10811874	1
	42	1.5(34), 2.8(8)	M	Black	10811875	1

Part numbers, specifications, dimensions and performance data in this document are for general references only and are subject to change without notice. To verify product information, please contact an Aptiv representative.

# Housing sample part numbers


## SICMA Panel Through Sealed Connector

Panel Through Sealed Connector	Cavity Count	Blade Size (mm)	Gender	Color	Part Number	Other Available Indexes
 <p>SICMA Panel Through Sealed Connectors 14 way</p>	14	1.5(10), 2.8(4)	F	Black	33517516	1
	14	1.5(10), 2.8(4)	M	Black	13798672	1
	16	1.5	F	Black	10779313	1
	16	1.5	M	Black	33500530	1
	24	1.5(18), 2.8(6)	F	Black	10820454	4
	24	1.5(18), 2.8(6)	M	Black	33500427	4
	26	0.64(18), 1.5(4), 2.8(4)	F	Black	10811873	1
	26	0.64(18), 1.5(4), 2.8(4)	M	Black	10811880	1
	33	1.5(28), 2.8(5)	F	Black	33503444	2
	33	1.5(28), 2.8(5)	M	Black	33503443	2
	34	1.5(30), 2.8(4)	F	Black	10763095	3
	34	1.5(30), 2.8(4)	M	Black	10889065	3
	50	1.5	F	Black	10867079	1
	50	1.5	M	Black	10866552	1

Part numbers, specifications, dimensions and performance data in this document are for general references only and are subject to change without notice. To verify product information, please contact an Aptiv representative.

# Housing sample part numbers

## SICMA Sealed Full Interconnect

Sealed Full Interconnect	Cavity Count	Blade Size (mm)	Gender	Color	Part Number	Codings Offered
	6	1.5(4), 2.8(2)	F	Black	10768569	1
	24	1.5(18), 2.8(6)	F	Black	10820454	4
	24*	1.5(18), 2.8(6)	F	Black	33504115	4
	56	1.5	F	Black	13669859	1
	90	1.5	F	Black	10776517	1
	90*	1.5	F	Black	33525675	1

\* Cavity with locking cam


Compatible Pin Header	Cavity count	Angle	Color	Part number	Codings Offered
	6	Right	Black	33508361	1
	24	Straight	Black	33503978	3
	24	Right	Black	33501039	3
	56	Right	Black	33511394	1
	90	Straight	Black	33508365	1

Part numbers, specifications, dimensions and performance data in this document are for general references only and are subject to change without notice. To verify product information, please contact an Aptiv representative.



# Housing sample part numbers


SICMA Sealed Relay Socket

Relay Socket	Cavity Count	Blade Size (mm)	Gender	Color	Part Number	Codings Offered
	7	2.8(6), 8(1)	F	Brown	10889825	1
	8	2.8(6), 8(2)	F	Black	10812007	2

Part numbers, specifications, dimensions and performance data in this document are for general references only and are subject to change without notice. To verify product information, please contact an Aptiv representative.

# Terminal sample part numbers


## Micro SICMA - 0.64 Series

Micro SICMA 0.64 Series	Blade Size (mm)	Gender	Plating	Wire Size Range	Part Number	Other Available Platings
	0.64	F	Tin	0.35-0.60 mm <sup>2</sup> (22-18 AWG)	10811966	Gold
	0.64	M	Tin	0.35-0.75 mm <sup>2</sup> (22-18 AWG)	10819388	Gold

Part numbers, specifications, dimensions and performance data in this document are for general references only and are subject to change without notice. To verify product information, please contact an Aptiv representative.

# Terminal sample part numbers

## SICMA 3 Plus & SICMA 4 - 1.5 Series


SICMA 3 Plus & SICMA 4 1.5 Series	Blade Size (mm)	Gender	Plating	Wire Size Range	Part Number	Other Available Platings
	1.5	F	Tin	0.13-0.22mm <sup>2</sup> (26-24AWG)	33308333	Gold
	1.5	F	Tin	0.35-0.70mm <sup>2</sup> (22-18AWG)	10863984	Gold
	1.5	F	Tin	0.75-1.30mm <sup>2</sup> (18-16AWG)	10865152	Gold
	1.5	F	Tin	1.35-2mm <sup>2</sup> (*2.5mm <sup>2</sup> ) (16-14AWG)	10863985	Gold
	1.5	M	Tin	0.13-0.22mm <sup>2</sup> (26-24AWG)	33400435	Silver
	1.5	M	Tin	0.35-0.70mm <sup>2</sup> (22-18AWG)	33501792	Gold, Silver
	1.5	M	Tin	0.75-1.30mm <sup>2</sup> (18-16AWG)	33512109	Silver
	1.5	M	Tin	1.35-2.00mm <sup>2</sup> (16-14AWG)	33512190	Silver

\* 2.5 mm<sup>2</sup> is only applicable to unsealed connectors

Part numbers, specifications, dimensions and performance data in this document are for general references only and are subject to change without notice. To verify product information, please contact an Aptiv representative.

# Terminal sample part numbers

## SICMA 2 & SICMA 3 - 2.8 Series

SICMA 2 & SICMA 3 2.8 Series	Blade Size (mm)	Gender	Plating	Wire Size Range	Part Number	Other Available Platings
	2.8	F	Tin	0.35-0.70mm <sup>2</sup> (22-18AWG)	10781041	Gold
	2.8	F	Tin	0.75-1.30mm <sup>2</sup> (18-16AWG)	15522621	Gold
	2.8	F	Tin	1.35-2.00mm <sup>2</sup> (16-14AWG)	10726549	Gold
	2.8	F	Tin	3.00-5.00mm <sup>2</sup> (12-10AWG)	10725665	Gold
	2.8	F	Tin	0.35-0.70mm <sup>2</sup> (22-18AWG)*	10740375	Gold
	2.8	F	Tin	0.75-1.30mm <sup>2</sup> (18-16AWG)*	13873373	Gold
	2.8	F	Tin	1.35-2.00mm <sup>2</sup> (16-14AWG)*	10740376	Gold
	2.8	F	Tin	3.00-5.00mm <sup>2</sup> (12-10AWG)*	10725665	Gold
	2.8	M	Tin	0.35-0.70mm <sup>2</sup> (22-18AWG)	10779316	Gold
	2.8	M	Tin	0.75-1.30mm <sup>2</sup> (18-16AWG)	10779316	Gold
	2.8	M	Tin	1.35-2.00mm <sup>2</sup> (16-14AWG)	10756743	Gold
	2.8	M	Tin	3.00-5.00mm <sup>2</sup> (12-10AWG)	10738202	Gold

\* Single wire sealed terminal

Part numbers, specifications, dimensions and performance data in this document are for general references only and are subject to change without notice. To verify product information, please contact an Aptiv representative.

# Why SICMA?

AVNET<sup>®</sup> ABACUS

**Heavy-duty**  
performance



**Easy**  
assembly



**High**  
compatibility



Our high performance solution with superior compatibility in the industry

• APTIV •

# Thank you.