


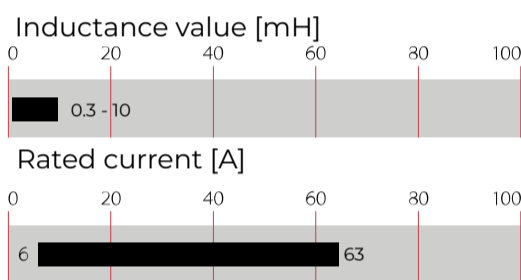
Current-compensated Chokes



- Rated currents from 6 to 63 A
- Up to 600 VAC and VDC
- 2- and 3-wire configurations
- Horizontal and vertical PCB mounting types
- Ruggedized saturation and thermal behavior
- Open construction for forced and convection cooling
- Straightforward pin-out for easy PCB design



Performance indicators



Technical Specifications

Rated currents	6 to 63 A @ 60°C
Rated inductance	0.3 to 6 mH (3-line) 0.5 to 10 mH (2-line)
Stray inductance	Max. 1% of rated inductance (@ 100 kHz 1 V, 0 A)
High potential test voltage	3 kV DC 3s (coil to coil) Repetition with max. 80% of the HV test voltage
Temperature range (operation and storage)	-40°C to +100°C (6 to 20 A) / -40°C to +125°C (25 to 63 A)
Climatic category	40/100/56 (acc. IEC 60068-1) (6 to 20 A) / 40/125/56 (acc. IEC 60068-1) (25 to 63 A)
Design corresponding to	UL/IEC 60938-1/-2 UL1446 (>20A)
Overvoltage category	III (acc. IEC 60664-1)
Creepage and clearance distances	Creepage & Clearance (2-line): ≥ 3.5 mm (Coil - Coil) / ≥ 3.0 mm (Coil-Core) Creepage & Clearance (3-line): ≥ 6.3 mm (Coil - Coil) / ≥ 5.5 mm (Coil-Core)
Pollution degree	PD2 (acc. IEC60664-1)
Altitude	2000 m, current and voltage derating above
Vibration and shock	3M4 (according IEC 60721-3-3)
Flammability according to	UL 94 V0
MTBF	>2'000'000 h (MIL-HDBK-217)
Operating voltage	600 VAC (3-line) 300 VAC/425 VDC (2-line)
Operating frequency	DC to 400 Hz

Approvals & Compliances



EIS applicable for currents > 20A

RT common-mode chokes are mainly used to filter EMI noise on AC power lines up to 600 VAC. EMI noise of electronic equipment can go to the power lines and disturb the proper function of other devices like communication devices or control logic of robotics. Thus noise generated by the equipment from switched power electronics or by high slew rates of controllers needs to be filtered. RT common-mode chokes are used to suppress EMI noise in PCB integrated filter designs with line bypass capacitors or in combination with single phase filters for extra low leakage filter designs.

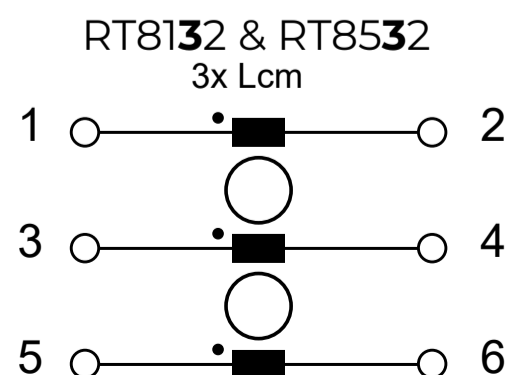
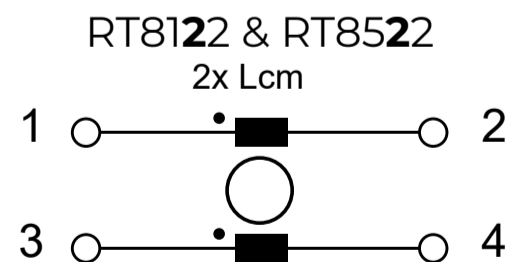
Features and Benefits

- Cost-effective PCB designs for up to 100 A with forced cooling *
- EIS (elektrical insulation system E332676) for currents > 20A acc. to UL 1446
- Compact size and light weight
- Low magnetic leakage flux
- Excellent winding insulation
- Standardized foot print
- Broad range of inductance ratings
- Custom-specific versions on request











































Typical Applications

- AC and DC filtering for midsize power range drives, photovoltaic inverters, fast chargers, EV charging stations, UPS and switch mode power supplies
- Filter with low leakage current noise or improved immunity against grid disturbances
- Electronic devices, automation and (industrial) LED lighting
- Communication devices
- Medical and laboratory Equipment
- Converters

Typical electrical schematic



RT Series

Selection table	Buy	convection cooling nominal current @ 60°C [A]	*forced cooling 3 m/s nominal current @ 60°C [A]	Inductance Ln @ 25°C 100kHz [mH/path]	Resistance R @ 25°C [mΩ/path]	Choke [size]	***Ø Pin ±0.1 ØP [mm]	Weight [g]
RT8122-6-10M0		6	9.5	10.0	33.0	1	1.1	80
RT8122-8-8M0		8	12.5	8.0	21.0	1	1.3	80
RT8122-10-6M0		10	16	6.0	16.0	1	1.4	80
RT8122-12-5M0		12	19	5.0	14.0	2	1.5	100
RT8122-16-4M0		16	27	4.0	10.0	2	1.8	110
RT8122-20-3M0		20	32	3.0	7.0	3	2	160
RT8122-32-1M5		32	51	1.5	3.4	13	2.36	200
RT8122-40-1M2		40	64	1.2	2.2	13	2.8	210
RT8122-50-1M0		50	80	1.0	1.7	14	2x2.2	270
RT8122-63-0M5		63	100	0.5	1.1	14	2x2.36	260
RT8522-6-10M0		6	9.5	10.0	33.0	4	1.1	70
RT8522-8-8M0		8	12.5	8.0	21.0	4	1.3	80
RT8522-10-6M0		10	16	6.0	16.0	4	1.4	80
RT8522-12-5M0		12	19	5.0	14.0	5	1.5	90
RT8522-16-4M0		16	27	4.0	10.0	5	1.8	110
RT8522-20-3M0		20	32	3.0	7.0	6	2.0	150
RT8522-32-1M5		32	51	1.5	3.4	15	2.36	210
RT8522-40-1M2		40	64	1.2	2.2	15	2.8	220
RT8522-50-1M0		50	80	1.0	1.7	16	2x2.2	280
RT8522-63-0M5		63	100	0.5	1.0	16	2x2.36	270
RT8132-6-6M0		6	9.5	6.0	27.0	7	1.1	80
RT8132-8-4M8		8	12.5	4.8	17.0	7	1.3	90
RT8132-10-4M0		10	16	4.0	15.0	8	1.5	110
RT8132-12-3M6		12	19	3.6	12.0	8	1.6	120
RT8132-16-3M0		16	27	3.0	8.0	9	1.8	170
RT8132-20-2M5		20	32	2.5	7.0	9	2.1	190
RT8132-25-1M5		25	40	1.5	3.5	17	2.4	240
RT8132-32-1M2		32	51	1.2	2.5	17	2.4	240
RT8132-40-0M7		40	64	0.7	1.9	18	2x1.9	270
RT8132-50-0M5		50	80	0.5	1.2	18	2x2.2	290
RT8132-63-0M3		63	100	0.3	0.7	18	2x2.6	300
RT8532-6-6M0		6	9.5	6.0	27.0	10	1.1	90
RT8532-8-4M8		8	12.5	4.8	17.0	10	1.3	90
RT8532-10-4M0		10	16	4.0	15.0	11	1.5	110
RT8532-12-3M6		12	19	3.6	12.0	11	1.6	120
RT8532-16-3M0		16	27	3.0	8.0	12	1.8	160
RT8532-20-2M5		20	32	2.5	7.0	12	2.1	190
RT8532-25-1M5		25	40	1.5	3.5	19	2.4	250
RT8532-32-1M2		32	51	1.2	2.5	19	2.4	250
RT8532-40-0M7		40	64	0.7	1.9	20	2x1.9	290
RT8532-50-0M5		50	80	0.5	1.2	20	2x2.2	290
RT8532-63-0M3		63	100	0.3	0.8	20	2x2.6	310

Test conditions: Inductance tolerance: +50%, -30%; Resistance tolerance: +15% @ 25°C; Electrical characteristics @ 25°C: ±2°C

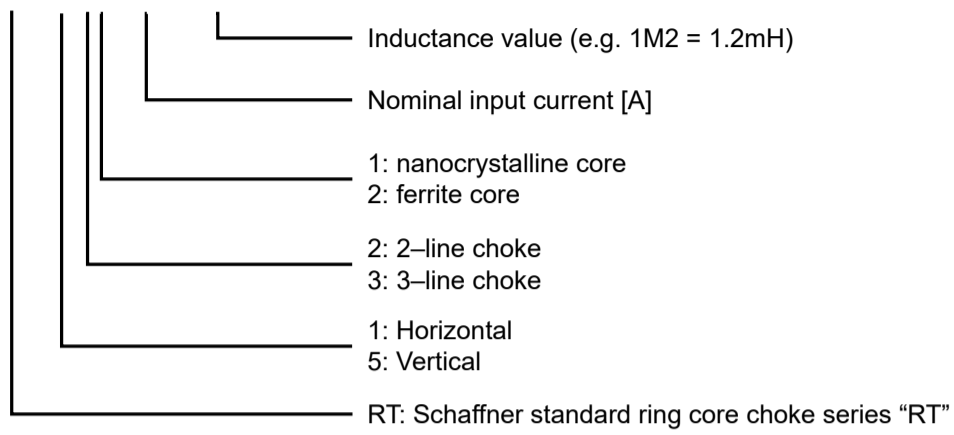
* typical current for forced cooling with 3 m/s. Due to the possible turbulences and degradation of the air stream within an equipment please consider thermal validation.

** typical stray inductance, max is 0.1% of Ln

*** Length of pin (Dimension P) is always 5.5 mm ± 1

Product selector

RT8xxx-xx-xMx



Examples: RT8532-16-3M0: Vertical 3-line choke for 16 A, with 3 mH ; RT8122-20-3M0: Horizontal 2-line choke for 20 A, with 3 mH

Distribution Inventory

Up-to-date inventory levels for global distributors is available at

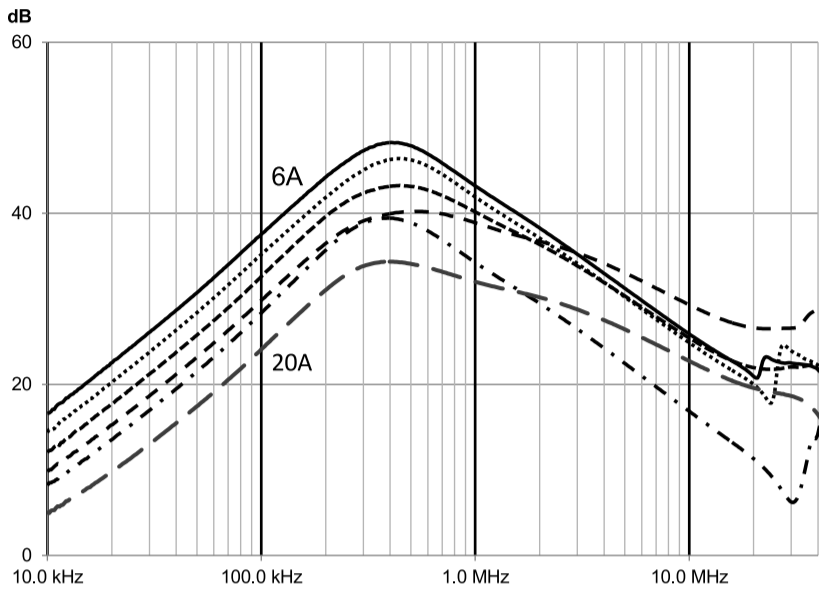
<https://products.schaffner.com/stock>



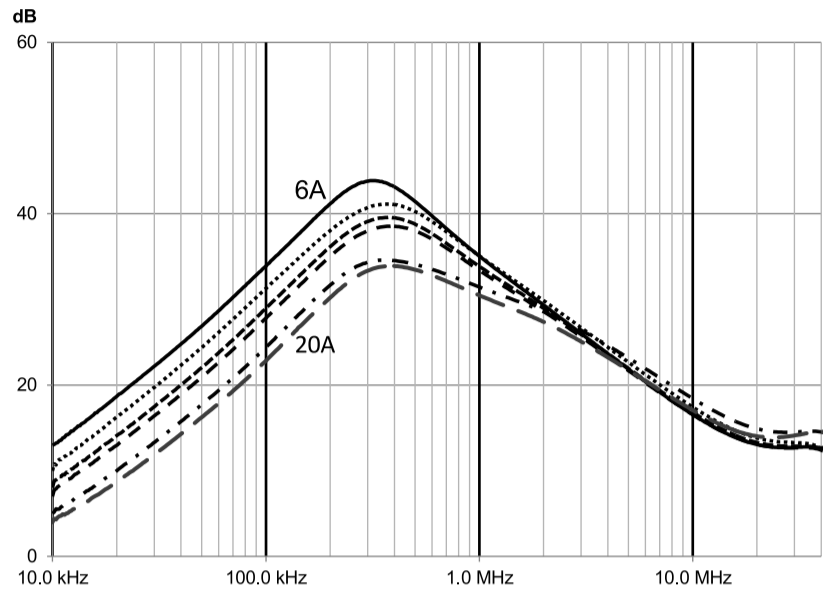
Typical Choke Attenuation/Resonance Frequency Characteristics

Per CISPR 17; 50 Ω/50 Ω asym

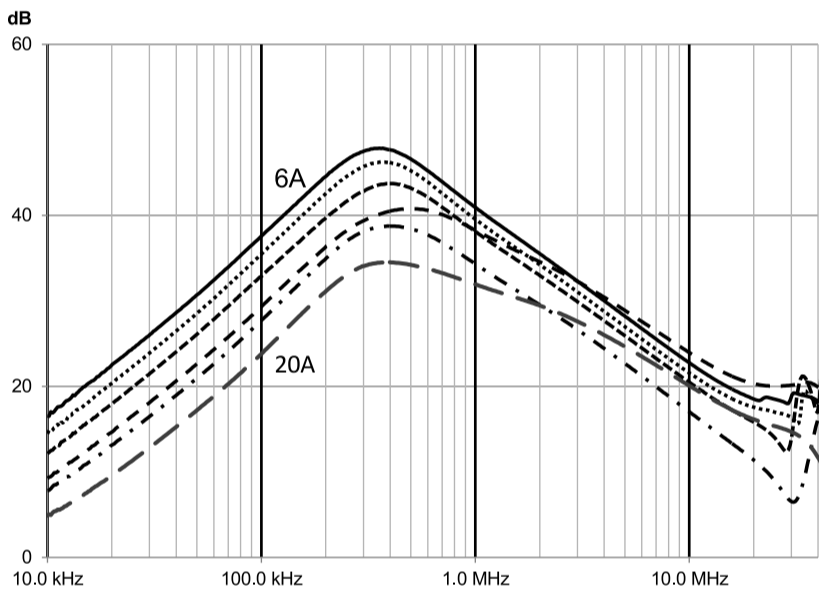
RT 8122



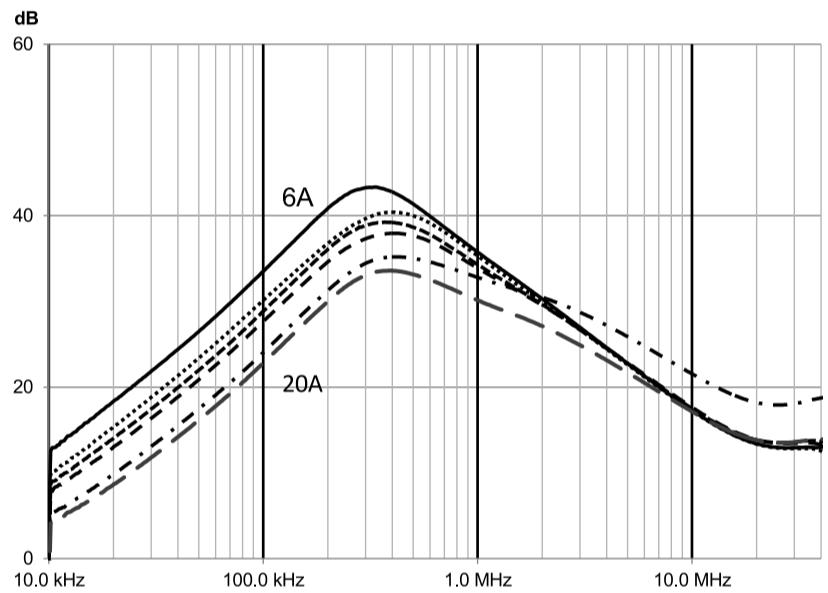
RT 8132



RT 8522

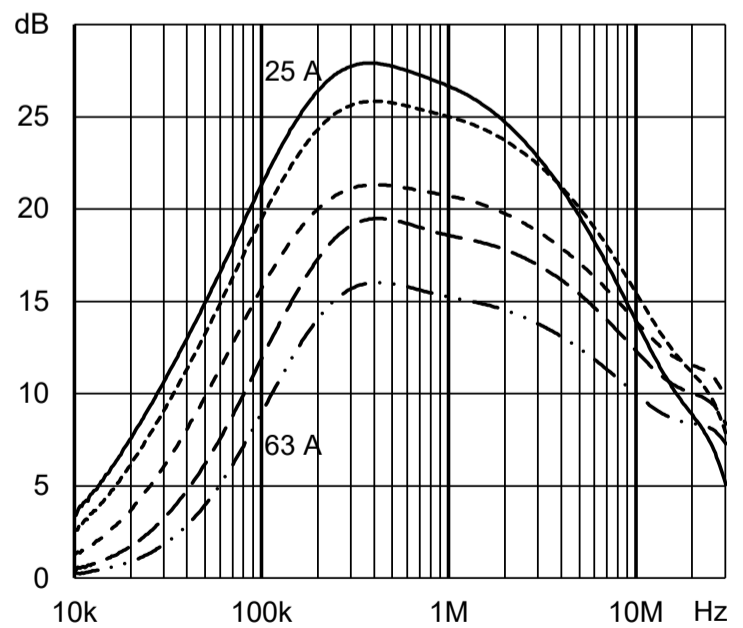
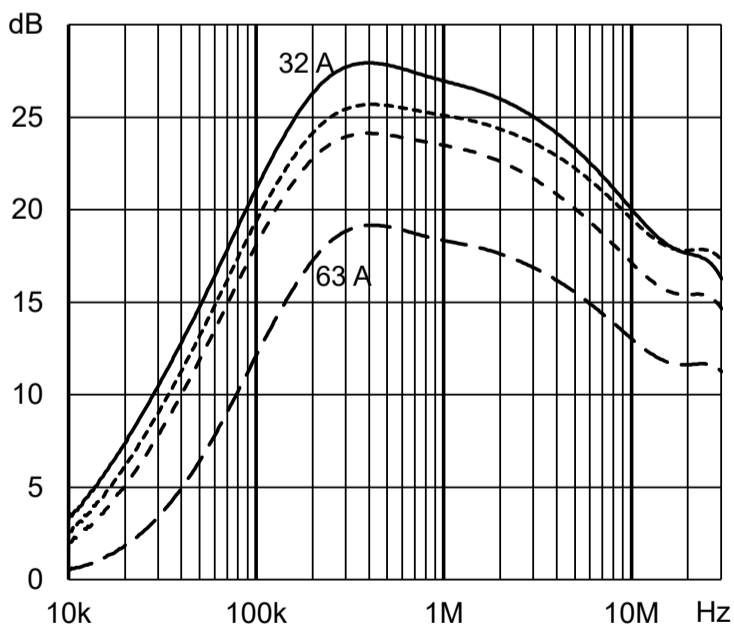


RT 8532



RT 8122 and RT 8522 > 20 A

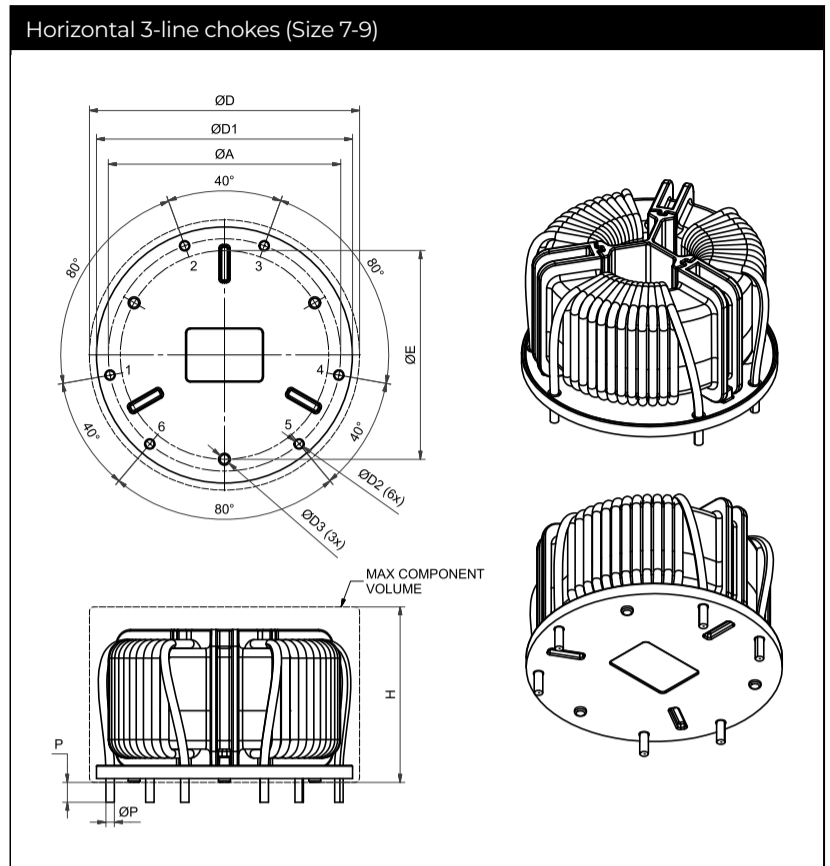
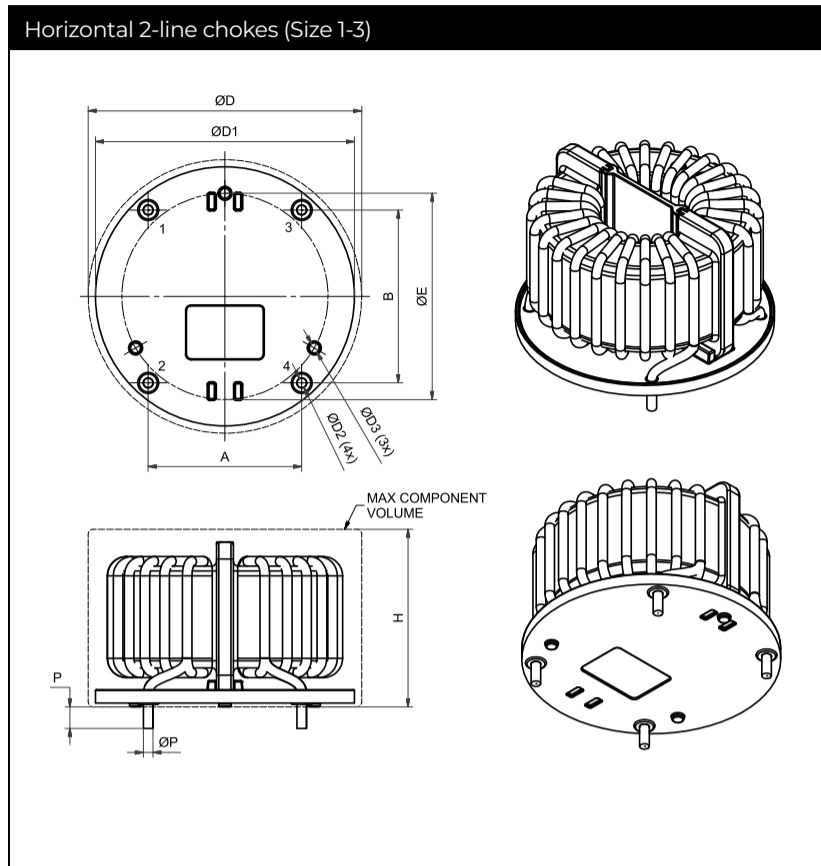
RT 8132 and RT 8532 > 20 A



Mechanical Data: Horizontal Chokes (2-line And 3-line Up To Size 12)

All dimensions in mm; 1 inch = 25.4 mm

Tolerances according: ISO 2768-m/EN 22768-m



Dimensions

	A	B	ØD	H	ØD1	ØD2	ØD3	ØE
	(±0.5)	(±0.5)	(max)	(max)	(±0.5)			
Size1 (RT8122-6-10M0, RT8122-8-8M0, RT8122-10-6M0)	21	25	45	34	42	1.5	2.5	36
Size2 (RT8122-12-5M0, RT8122-16-4M0)	26	30	51	33	48	1.9	2.5	40
Size3 (RT8122-20-3M0)	32	36	57	37	54	2.1	2.5	43
Size 7 (RT8132-6-6M0, RT8132-8-4M8)	38	-	46	34	43	1.4	2.5	35
Size 8 (RT8132-10-4M0, RT8132-12-3M6)	44	-	51	33	48	1.7	2.5	40
Size 9 (RT8132-16-3M0, RT8132-20-2M5)	49	-	57	37	54	2.3	2.5	44

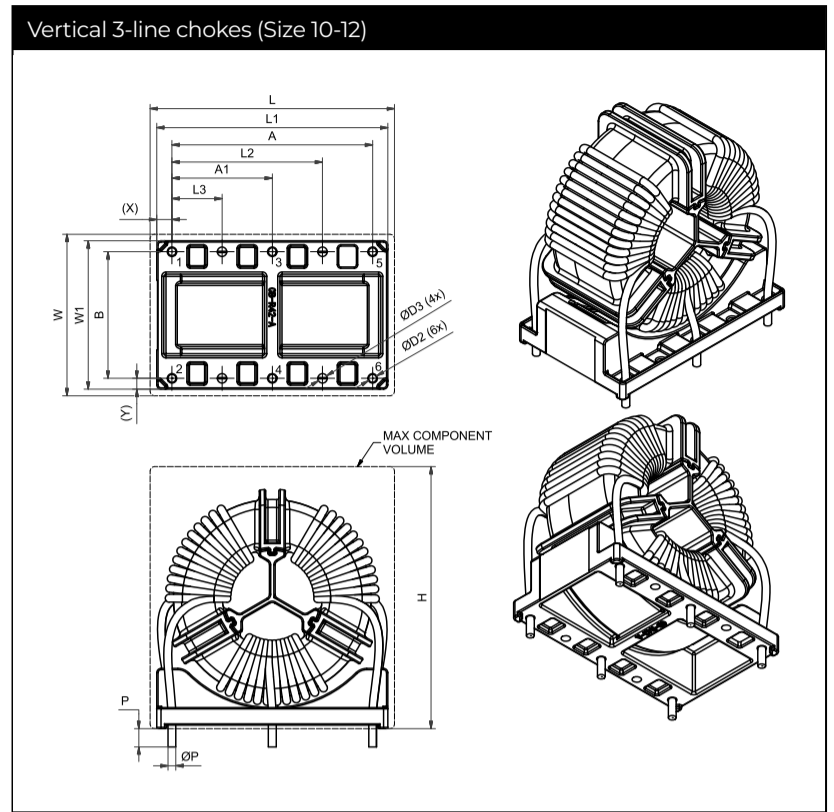
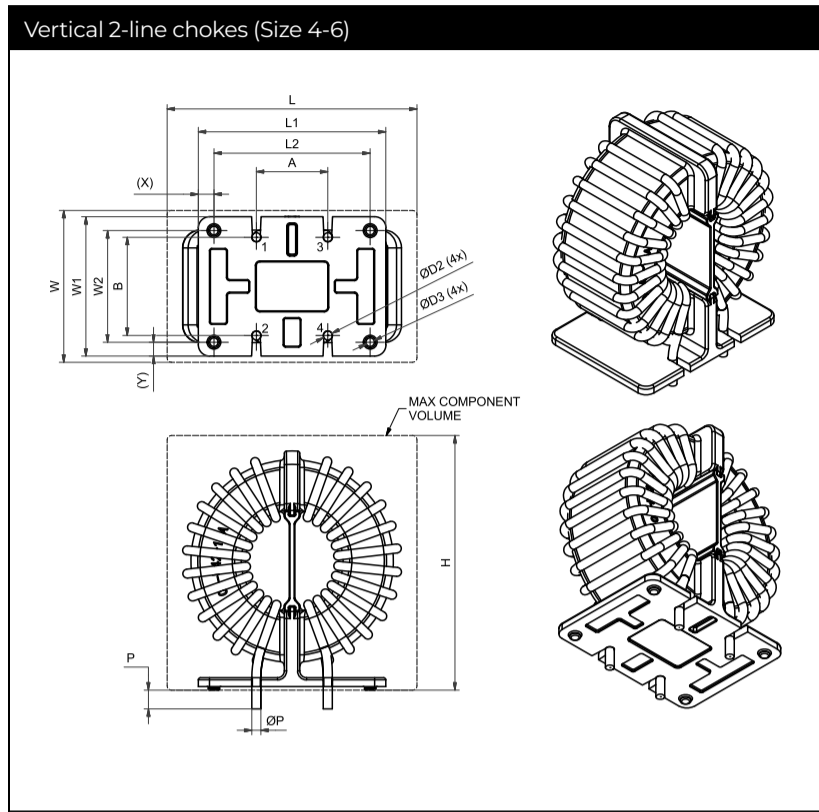
Pin material: Copper (base), Sn (final plating typical thickness 0.15 mm; composition: Sn-1.2Ag-4Cu or SN-3Cu-0.25Ni)

Please visit www.schaffner.com to find more details on filter connections.

Mechanical Data: Vertical Chokes (2-line And 3-line Up To Size 12)

All dimensions in mm; 1 inch = 25.4 mm

Tolerances according: ISO 2768-m/EN 22768-m



Dimensions

	A	A1	B	L	W	H	L1	L2	L3	W1	W2	ØD2	ØD3	X	Y
	(±0.5)	(±0.5)	(±0.5)	(max)	(max)	(max)	(±0.5)	(±0.5)		(±0.5)	(±0.5)				
Size 4 (RT8522-6-10M0, RT8522-8-8M0, RT 8522-10-6M0)	16	-	20	43	32	44	32	26	-	27.8	22	1.5	2.5	3	2.9
Size 5 (RT8522-12-5M0, RT8522-16-4M0)	16	-	22	50	32	52	39	33	-	27	23	1.9	2.5	3	2
Size 6 (RT8522-20-3M0)	16	-	22	56	32	57	42	35	-	31.2	25	2.1	2.5	3.5	3.1
Size 10 (RT8532-6-6M0, RT8532-8-4M8)	36	18	24	44	32	47	41	27	9	29	-	1.4	1.4	2.5	2.5
Size 11 (RT8532-10-4M0, RT8532-12-3M6)	38	19	24	49	34	53	46	28.5	9.5	31	-	1.7	1.7	4	3.5
Size 12 (RT8532-16-3M0, RT8532-20-2M5)	46	23	29	56	37	60	53	34.5	11.5	34	-	2.2	2.2	3.5	2.5

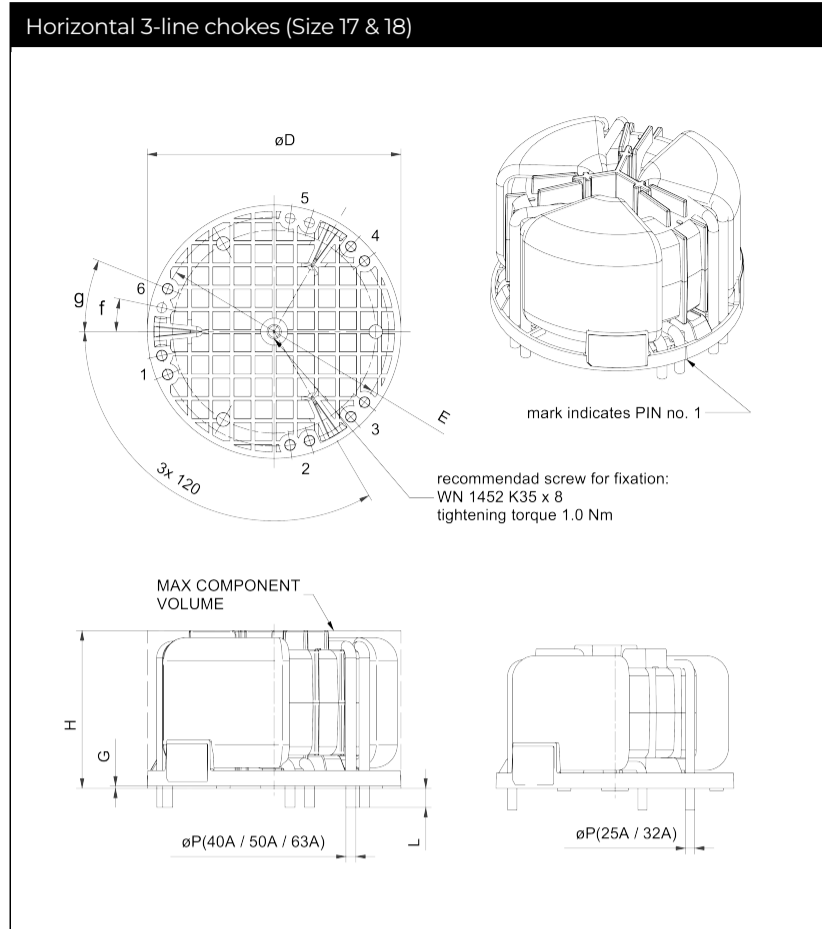
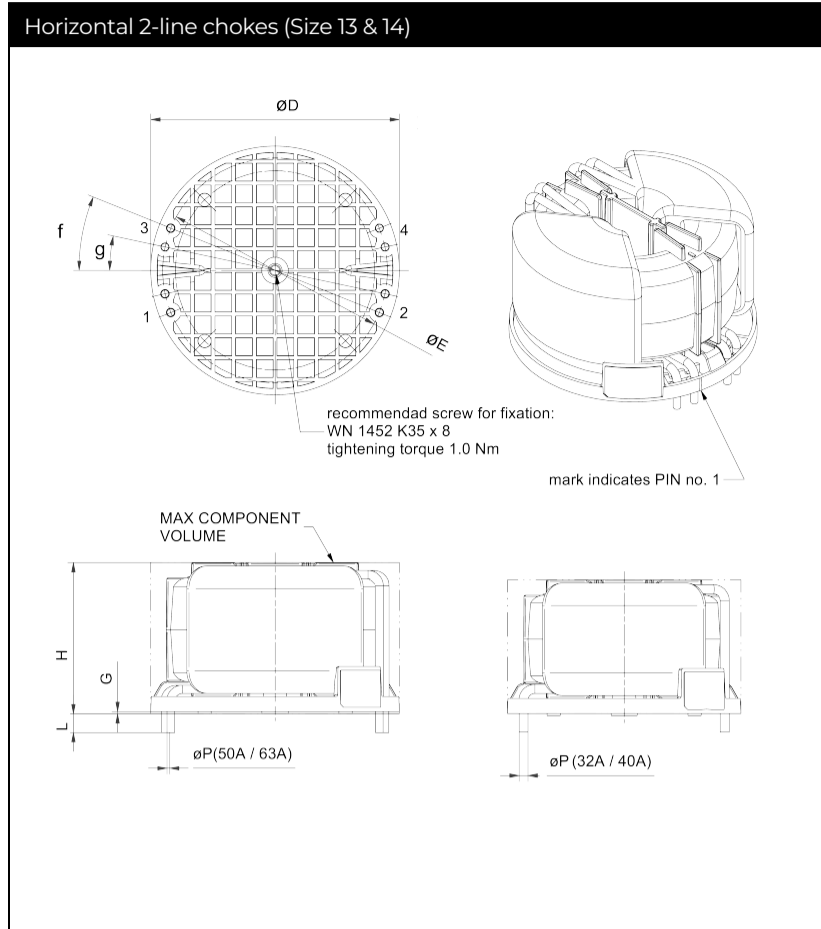
Pin material: Copper (base), Sn (final plating typical thickness 0.15 mm; composition: Sn-1.2Ag-4Cu or SN-3Cu-0.25Ni)

Please visit www.schaffner.com to find more details on filter connections.

Mechanical Data: Vertical And Horizontal Chokes

All dimensions in mm; 1 inch = 25.4 mm

Tolerances according: ISO 2768-m/EN 22768-m

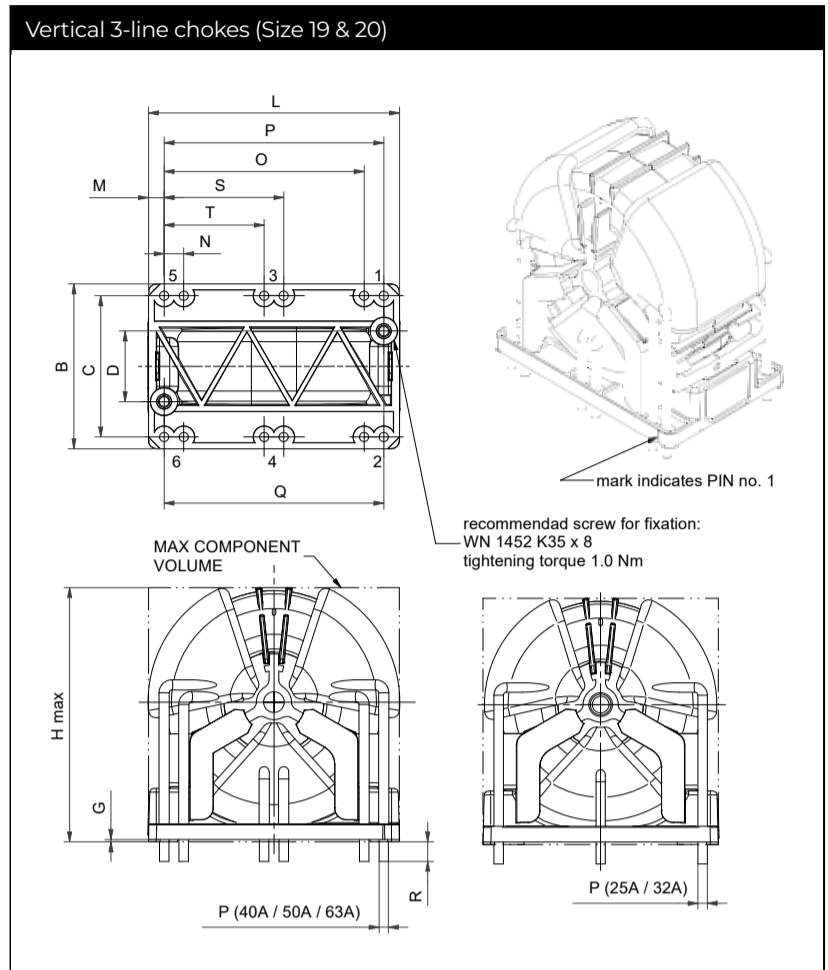
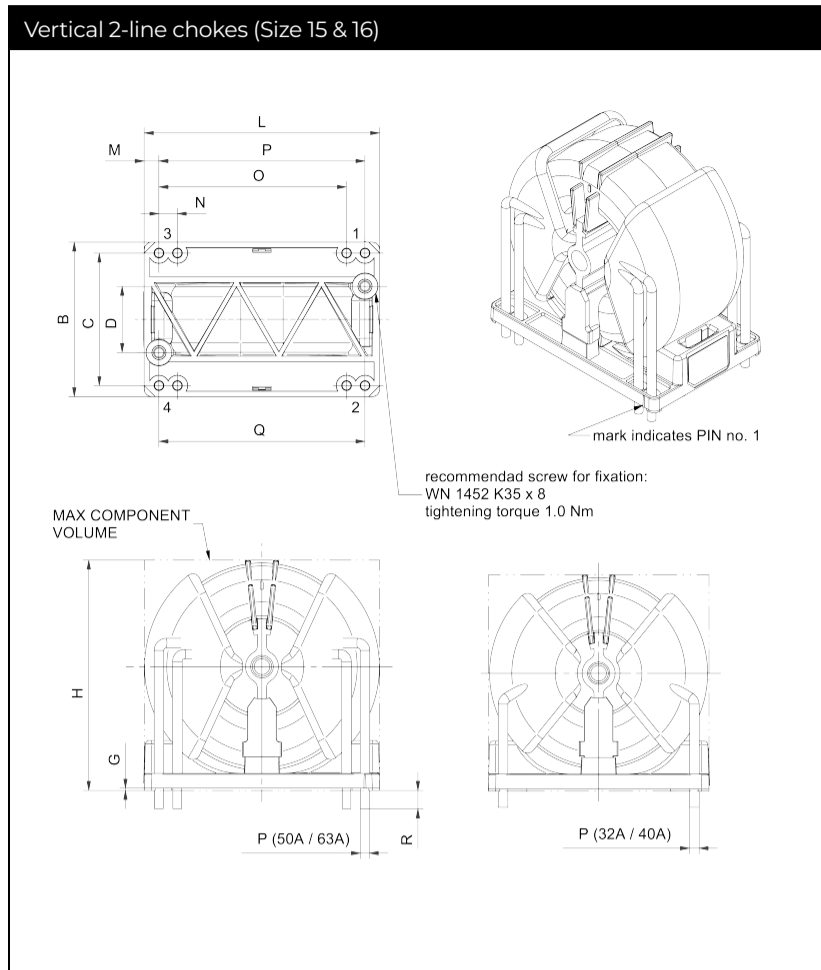


Dimensions

	$\varnothing D$	H	G	$\varnothing E$	f	g	L	ΦP	ΦP	ΦP	ΦP	ΦP
								(25A)	(32A)	(40A)	(50A)	(63A)
	± 0.2	(max)	± 0.1	± 0.2	$\pm 10^\circ$	$\pm 10^\circ$	± 0.5	± 0.1	± 0.1	± 0.1	± 0.1	± 0.1
Size 13 (RT8122-32-1M5, RT8122-40-1M2)	62	37	0.6	55.4	150°		5		2.4	2.8		
Size 14 (RT8122-50-1M0, RT8122-63-0M5)	66	41	0.6	59.8	120°	220°	5				2.2	2.2
Size 17 (RT8132-25-1M5, RT8132-32-1M2)	62	38	0.6	55.4	150°		5	2.4	2.4			
Size 18 (RT8132-40-0M7, RT8132-40-0M5, RT8132-63-0M3)	66	42	0.6	59.8	120°	220°	5			1.9	2.2	2.6

Mechanical Data: Vertical And Horizontal Chokes

All dimensions in mm; 1 inch = 25.4 mm
Tolerances according: ISO 2768-m/EN 22768-m



Dimensions

	H	G	B	C	D	L	M	N	O	P	Q	S	T	R	øP	øP	øP	øP	øP
							IO 1								(25A)	(32A)	(40A)	(50A)	(63A)
		±0.1	±0.2	±0.4	±0.2	±0.2		±0.4	±0.4	±0.4	±0.4	±0.4	±0.2	±0.5	±0.1	±0.1	±0.1	±0.1	±0.1
Size 15 (RT8522-32-1M5, RT8522-40-1M2)	60	0.6	38	32	12	60	4			52	46			5		2.4	2.8		
Size 16 (RT8522-50-1M0, RT8522-63-0M5)	64	0.6	42	36	18	64	4	5	51	56	56			5				2.2	2.2
Size 19 (RT8532-25-1M5, RT8532-32-1M2)	63	0.6	38	32	12	60	4			52	46		26	5	2.4	2.4			
Size 20 (RT8532-40-0M7, RT8532-50-0M5, RT8532-63-0M3)	67	0.6	42	36	18	64	4	5	51	56	56	30.5	25.5	5			1.9	2.2	2.6

Headquarters, Global Innovation and Development

Switzerland

Schaffner Group

Industrie Nord
Nordstrasse 11e
4542
Luterbach
+41 32 681 66 26
info@schaffner.com

Sales and Application Centers

Finland

Schaffner Oy

Lohjanharjuntie 1109
8500
Lohja
+358 50 468 7284
finlandsales@schaffner.com

France

Schaffner EMC S.A.S.

16-20 Rue Louis Rameau
95875
Bezons
+33 1 34 34 30 60
francesales@schaffner.com

Germany

Schaffner Deutschland GmbH

Schoemperlenstrasse 12B
76185
Karlsruhe
+49 721 56910
germanysales@schaffner.com

India

Schaffner India Pvt. Ltd (Registered & Sales office)

Regus World Trade Centre
WTC 22nd Floor Unit No 2238 Brigade
Gateway Campus 26/1 Dr. Rajkumar Road
Malleshwaram (W)
560055
Bangalore
+91 8067935355
indiasales@schaffner.com

United Kingdom

Schaffner Ltd.

Suite 1 Oakmede Place
Terrace Road
RG42 4JF
Binfield
+44 118 9770070
uksales@schaffner.com

United States

Schaffner EMC Inc.

52 Mayfield Avenue
Edison, New Jersey
+1 732 225 9533
usasales@schaffner.com

Sweden

Schaffner EMC AB

Östermalmstrorg 1
114 42
Stockholm
+46 8 5050 2425
swedensales@schaffner.com

Switzerland

Schaffner EMV AG

Industrie Nord
Nordstrasse 11e
4542
Luterbach
+41 32 681 66 26
switzerlandsales@schaffner.com

Taiwan

Schaffner EMV Ltd.

U-Town
20 Floor-2 No 97 Section 1 XinTai 5th Road
XiZhi District
22175
New Taipei City
+886 226975500
taiwansales@schaffner.com

Italy

Schaffner EMC S.r.l.

Via Ticino, 30
20900
Monza (MB)
+39 039 21 41 070
italysales@schaffner.com

Japan

Schaffner EMC K.K.

ISM Sangenjaya
7F 1-32-12 Kamiuma Setagaya-ku
154-0011
Tokyo
+81 3 5712 3650
japansales@schaffner.com

Singapore

Schaffner EMC Pte Ltd.

Blk 3015A Ubi Road 1 #05-09 Kampong Ubi
Industrial Estate
408705
Singapore
+65 63773283
singaporesales@schaffner.com

To find your local partner within Schaffner's global network schaffner.com

© 2023 Schaffner Group

The content of this document has been carefully checked and understood. However, neither Schaffner nor its subsidiaries assume any liability whatsoever for any errors or inaccuracies of this document and the consequences thereof. Published specifications are subject to change without notice. Product suitability for any area of application must ultimately be determined by the customer. In all cases, products must never be operated outside their published specifications. Schaffner does not guarantee the availability of all published products. This disclaimer shall be governed by substantive Swiss law and resulting disputes shall be settled by the courts at the place of business of Schaffner Holding AG. Latest publications and a complete disclaimer can be downloaded from the Schaffner website. All trademarks recognized.